Bally SPORTS	SRDL GUIDE	AWAY = 1 | HOME = 2	AWAY TEAM EX:
	NHL 2023-24	__ = JERSEY NUMBER (MIDDLE)	1005500

CALL UP PAGE # BASE PAGE #	PLAYER CAREER	EXAMPLE
x00__00 1009900	GOALS/ASSISTS/POINTS	3RD NHL SEASON: 24 F DYLAN COZENS — 48 GOALS 71 ASSISTS 119 POINTS
x00__01 1009901	GOALS/ASSISTS/ PLUS/MINUS	17TH NHL SEASON: 55 D MARK GIORDANO — 155 GOALS 413 ASSISTS +119 RATING
x00__02 1009902	GOALS/ASSISTS/PTS/ PLUS/MINUS	3RD NHL SEASON: 63 F ADAM RUZICKA — 11 GOALS 20 ASSISTS 31 POINTS +9 RATING
x00__03 1009903	GOALS/SHOTS/PCT	9TH NHL SEASON: 5 D AARON EKBLAD — 111 GOALS 1,590 SHOTS 7.0 SHOOTING PCT
x00__04 1009904	GOALS/ASSISTS/PTS/PENALTY MINS	7TH NHL SEASON: 9 F ADRIAN KEMPE — 131 GOALS 122 ASSISTS 253 POINTS 263 PIM
x00__05 1009905	GMS PLAYED/GOALS/ASTS/PLUS/MINUS	4TH NHL SEASON: 41 F NOLAN PATRICK — 222 GAMES 32 GOALS 45 ASSISTS -36 RATING
x00__06 1009906	GMS PLAYED/GOALS/ASTS/PENALTY MINS	3RD NHL SEASON: 18 F TIM STUTZLE — 210 GAMES 73 GOALS 104 ASSISTS 105 PIM
x00__07 1009907	GMS PLAYED/GOALS/ASTS/PTS	6TH NHL SEASON: 9 F ALEX IAFALLO — 420 GAMES 85 GOALS 119 ASSISTS 204 POINTS

x00__08 1009908	GMS PLAYED/GOALS/ASTS	5TH NHL SEASON 37 F ANDREI SVECHNIKOV 347 GAMES 112 GOALS 152 ASSISTS
x00__09 1009909	GMS PLAYED/GOALS/PTS	3RD NHL SEASON 15 F ALEX NEWHOOK 159 GAMES 27 GOALS 66 POINTS
	PLAYER SEASON	
x00__10 1009910	GOALS/ASSISTS/POINTS	THIS SEASON 3 D JOHN KLINGBERG 10 GOALS 23 ASSISTS 33 POINTS
x00__11 1009911	GOALS/ASSISTS/ PLUS/MINUS	LAST SEASON 55 F QUINTON BYFIELD 3 GOALS 19 ASSISTS +13 RATING
x00__12 1009912	GOALS/ASSISTS/PTS/ PLUS/MINUS	THIS SEASON 20 F BLAKE COLEMAN 18 GOALS 20 ASSISTS 38 POINTS +9 RATING
x00__13 1009913	GOALS/SHOTS/PCT	LAST SEASON 20 F CHANDLER STEPHENSON 16 GOALS 120 SHOTS 13.3 SHOOTING PCT
x00__14 1009914	GOALS/ASSISTS/PTS/PENALTY MINS	THIS SEASON 28 F CLAUDE GIROUX 35 GOALS 44 ASSISTS 79 POINTS 34 PIM
x00__15 1009915	GMS PLAYED/GOALS/ASTS/PLUS/MINUS	THIS SEASON 71 F AXEL JONSSON-FJALLBY 50 GAMES 6 GOALS 8 ASSISTS -1 RATING
x00__16 1009916	GMS PLAYED/GOALS/ASTS/PENALTY MINS	THIS SEASON 15 F ALEX NEWHOOK 82 GAMES 14 GOALS 16 ASSISTS 22 PIM

x00__17 1009917	GMS PLAYED/GOALS/ASTS/PTS	THIS SEASON 37 F ANDREI SVECHNIKOV 64 GAMES 23 GOALS 32 ASSISTS 55 POINTS
x00__18 1009918	GMS PLAYED/GOALS/ASTS	THIS SEASON 18 D MARC STAAL 82 GAMES 3 GOALS 12 ASSISTS
x00__19 1009919	GMS PLAYED/GOALS/PTS	THIS SEASON 14 F BO HORVAT 79 GAMES 38 GOALS 70 POINTS
	PLAYER THIS MONTH	
x00__20 1009920	GOALS/ASSISTS/POINTS	SEPTEMBER 15 F BRANDON BIRO 1 GOALS 2 ASSISTS 3 POINTS
x00__21 1009921	GOALS/ASSISTS/ PLUS/MINUS	SEPTEMBER 7 F VLADISLAV NAMESTNIKOV 1 GOALS 2 ASSISTS +2 RATING
x00__22 1009922	GOALS/ASSISTS/PTS/ PLUS/MINUS	SEPTEMBER 9 F ADRIAN KEMPE 3 GOALS 0 ASSISTS 3 POINTS +1 RATING
x00__23 1009923	GOALS/SHOTS/PCT	SEPTEMBER 77 F ILYA NIKOLAEV 2 GOALS 1 SHOTS 14.3 SHOOTING PCT
x00__24 1009924	GOALS/ASSISTS/PTS/PENALTY MINS	SEPTEMBER 40 D LUKAS CORMIER 1 GOALS 1 ASSISTS 2 POINTS 2 PIM
x00__25 1009925	GMS PLAYED/GOALS/ASTS/PLUS/MINUS	SEPTEMBER 53 F EASTON COWAN 1 GAMES 1 GOALS 1 ASSISTS +1 RATING

x00__26 1009926	GMS PLAYED/GOALS/ASTS/PENALTY MINS	SEPTEMBER 6 D JAKOB CHYCHRUN — 1 GAMES 2 GOALS 0 ASSISTS 2 PIM
x00__27 1009927	GMS PLAYED/GOALS/ASTS/PTS	SEPTEMBER 77 D TONY DEANGELO — 1 GAMES 1 GOALS 1 ASSISTS 2 POINTS
x00__28 1009928	GMS PLAYED/GOALS/ASTS	SEPTEMBER 25 F MACKIE SAMOSKEVICH — 1 GAMES 2 GOALS 1 ASSISTS
x00__29 1009929	GMS PLAYED/GOALS/PTS	SEPTEMBER 56 F JESSE YLONEN — 1 GAMES 0 GOALS 1 POINTS
	PLAYER SEASON vs (OPP)	
x00__30 1009930	GOALS/ASSISTS/POINTS	LAST SEASON vs SABRES 34 F AUSTON MATTHEWS — 1 GOALS 3 ASSISTS 4 POINTS
x00__31 1009931	GOALS/ASSISTS /PLUS-MINUS	LAST SEASON vs SENATORS 15 F ALEX NEWHOOK — 2 GOALS 1 ASSISTS +1 RATING
x00__32 1009932	GOALS/ASSISTS/PTS / PLUS-MINUS	LAST SEASON vs JETS 63 F ADAM RUZICKA — 1 GOALS 1 ASSISTS 2 POINTS +1 RATING
x00__33 1009933	GOALS/SHOTS/PCT	LAST SEASON vs FLAMES 5 D BRENDEN DILLON — 1 GOALS 2 SHOTS 50.0 SHOOTING PCT
x00__34 1009934	GOALS/ASSISTS/PTS /PENALTY MINS	LAST SEASON vs KINGS 9 F JACK EICHEL — 1 GOALS 1 ASSISTS 2 POINTS 2 PIM

x00__35 1009935	GMS PLAYED/GOALS/ASTS /PLUS-MINUS	LAST SEASON vs JETS 11 F MIKAEL BACKLUND — 3 GAMES 1 GOALS 2 ASSISTS +3 RATING
x00__36 1009936	GMS PLAYED/GOALS/ASTS /PENALTY MINS	LAST SEASON vs HURRICANES 15 F ANTON LUNDELL — 3 GAMES 0 GOALS 1 ASSISTS 2 PIM
x00__37 1009937	GMS PLAYED/GOALS/ASTS/PTS	LAST SEASON vs GOLDEN KNIGHTS 11 F ANZE KOPITAR — 4 GAMES 1 GOALS 2 ASSISTS 3 POINTS
x00__38 1009938	GMS PLAYED/GOALS/ASTS	LAST SEASON vs CANADIENS 18 F TIM STUTZLE — 3 GAMES 2 GOALS 2 ASSISTS
x00__39 1009939	GMS PLAYED/GOALS/PTS	LAST SEASON vs PANTHERS 58 F MICHAEL BUNTING — 4 GAMES 1 GOALS 1 POINTS
	PLAYER CAREER vs (OPP)	
x00__40 1009940	GOALS/ASSISTS/POINTS	CAREER vs CANADIENS 2 D ARTEM ZUB — 2 GOALS 5 ASSISTS 7 POINTS
x00__41 1009941	GOALS/ASSISTS/ PLUS/MINUS	CAREER vs JETS 88 F ANDREW MANGIAPANE — 5 GOALS 3 ASSISTS -4 RATING
x00__42 1009942	GOALS/ASSISTS/PTS/ PLUS/MINUS	CAREER vs HURRICANES 5 D AARON EKBLAD — 4 GOALS 4 ASSISTS 8 POINTS -5 RATING
x00__43 1009943	GOALS/SHOTS/PCT	CAREER vs GOLDEN KNIGHTS 11 F ANZE KOPITAR — 12 GOALS 61 SHOTS 19.7 SHOOTING PCT

x00__44 1009944	GOALS/ASSISTS/PTS/PENALTY MINS	7 D ALEX PIETRANGELO CAREER VS KINGS 7 GOALS 23 ASSISTS 30 POINTS 22 PIM
x00__45 1009945	GMS PLAYED/GOALS/ASTS/PLUS/MINUS	17 F ADAM LOWRY CAREER VS FLAMES 29 GAMES 4 GOALS 3 ASSISTS EVEN RATING
x00__46 1009946	GMS PLAYED/GOALS/ASTS/PENALTY MINS	15 F ALEX NEWHOOK CAREER VS SENATORS 4 GAMES 4 GOALS 2 ASSISTS 2 PIM
x00__47 1009947	GMS PLAYED/GOALS/ASTS/PTS	11 F JORDAN STAAL CAREER VS PANTHERS 57 GAMES 10 GOALS 18 ASSISTS 28 POINTS
	PLAYER BIOs	
x00__48 1009948	DRAFT BIO	32 G FELIX SANDSTROM GAVLE, SWEDEN FLYERS' 2015 3RD ROUND PICK 70TH OVERALL PICK
x00__49 1009949	TEAM EXPERIENCE BIO	NO DATA AT THIS TIME
	PLAYER STATS	
x00__50 1009950	SEASON PENALTIES	NO DATA AT THIS TIME
x00__51 1009951	Season Power Play	21 F SCOTT LAUGHTON LAST SEASON - POWER PLAY 5 GOALS 4 ASSISTS 9 POINTS

x00__52 1009952	Season Shorthanded	LAST SEASON - SHORTHANDED 14 F BO HORVAT — 4 GOALS 1 ASSISTS 5 POINTS
x00__53 1009953	Season GP/Shifts/TimeOnIce	LAST SEASON 11 F TRAVIS KONECNY — 60 GAMES 24.9 SHIFTS/GM 20:06 TOI AVG
x00__54 1009954	Season Faceoffs W/L/Pct	FACEOFFS - LAST SEASON 71 F JACKSON CATES — 9 GAMES 10 SHIFTS/GM 0.5 TOI AVG
x00__55 1009955	Skater - Career Penalty Shots	10 F ANTHONY DUCLAIR — 4 CAREER PENALTY SHOTS: 1 GOAL
x00__56 1009956	Goalie - Career Penalty Shots	NO DATA AT THIS TIME
x00__57 1009957	Last Penalty Shot Taken/Faced	NO DATA AT THIS TIME
x00__58 1009958	This Year vs Last Year thru XX Gms	THRU 9 GAMES PLAYED 29 | F BROCK NELSON GOALS / ASSISTS / POINTS LAST SEASON 36 39 75 THIS SEASON 4 8 11
x00__59 1009959	Last Month vs This Month	73 | F ELLIOT DESNOYERS GOALS / ASSISTS / POINTS AUGUST 8 9 10 SEPTEMBER 15 6 9

x00__60 1009960	Season Goals by Period	LAST SEASON - GOALS BY PERIOD 14 F ADAM HENRIQUE 1ST PER 9 2ND PER 6 3RD PER 7 OT 0
x00__61 1009961	Season Points by Period	LAST SEASON - POINTS BY PERIOD 11 F LUKE KUNIN 1ST PER 5 2ND PER 5 3RD PER 3 OT 0
x00__62 1009962	Season Home vs Road	LAST SEASON 24 | D JAMIE OLEKSIAK GOALS ASSISTS POINTS HOME 7 9 16 ROAD 2 7 9
x00__63 1009963	Pre All-Star vs Post All-Star	LAST SEASON 40 | F ELIAS PETTERSSON GOALS ASSISTS POINTS PRE ALL-STAR 21 37 58 POST ALL-STAR 18 26 44
x00__64 1009964	XXth Career Hat Trick (Regular+Post)	71 F DYLAN LARKIN 3RD CAREER HAT TRICK
x01__64 1019964	XXth Career Hat Trick (Regular Season Only)	77 F T.J. OSHIE 6TH CAREER HAT TRICK
x01__65 1019965	XXth Career Hat Trick (Postseason Only)	44 F JEAN-GABRIEL PAGEAU 3RD CAREER POSTSEASON HAT TRICK

x00__65 1009965	Point Scoring Streak	60 F ALEX BELZILE SCORED A POINT IN LAST 3 GAMES 1 GOALS, 3 ASSISTS
x00__66 1009966	Last Point Scored	89 F ANDREAS ATHANASIOU LAST POINT SCORED MAY 5, 2021 vs ARIZONA
x00__67 1009967	Last 2-Point Game	55 D COLTON PARAYKO LAST 2-POINT GAME FEB. 2, 2021 vs ARIZONA
x00__68 1009968	Last 3-Point Game	8 F CONOR GARLAND LAST 3-POINT GAME MAY 7, 2021 vs SAN JOSE
x00__69 1009969	Last 4-Point Game	8 F ALEX OVECHKIN LAST 4-POINT GAME FEB. 7, 2021 vs PHILADELPHIA
x00__70 1009970	Last 5-Point Game	29 F NATHAN MACKINNON LAST 5-POINT GAME MAR. 2, 2018 vs MINNESOTA
x00__71 1009971	Season G/Last Goal	25 D JONAS BRODIN LAST GOAL: 5/3/21 vs GOLDEN KNIGHTS
x00__72 1009972	Goal Scoring Streak	3 D ADAM PELECH SCORED A GOAL IN LAST 4 GAMES 0 GOALS, 1 ASSISTS

x00__73 1009973	Last Goal Scored	LAST GOAL SCORED 8 D CALE MAKAR MAY 30, 2021 vs VEGAS
x00__74 1009974	Last 2-Goal Game	LAST 2-GOAL GAME 18 F ANDREW COPP MAR. 24, 2021 vs VANCOUVER
x00__75 1009975	Last Hat Trick	LAST HAT TRICK 17 F JADEN SCHWARTZ MAY 19, 2019 vs SAN JOSE
x00__76 1009976	Last 4-Goal Game	LAST 4-GOAL GAME 93 F MIKA ZIBANEJAD MAR. 5, 2020 vs WASHINGTON
x00__77 1009977	Last 5-Goal Game	LAST 5-GOAL GAME 93 F MIKA ZIBANEJAD MAR. 5, 2020 vs WASHINGTON
x00__78 1009978	Biographical Info.	36 F MATS ZUCCARELLO HOMETOWN: OSLO, NORWAY 5'8'' 181 LBS 36 YEARS OLD
x01__78 1019978	Full Bio	13 F NICO HISCHIER HOMETOWN: BRIG, SWITZERLAND 6'1'' 175 LBS 24 YEARS OLD
x00__79 1009979	XXth Goal This Season (Next Goal)	10 F ARTEMI PANARIN 30TH GOAL THIS SEASON
	GOALIE STATS	

x00__80 1009980	Season Record/GAA	LAST SEASON 41 G VITEK VANECEK RECORD 33-11-4 GAA 2.45 SAVE PCT .911
x00__81 1009981	Season Record/GAA/Save%/Shutouts	LAST SEASON 31 G IGOR SHESTERKIN 37-13-8 RECORD 2.48 GAA .916 SAVE PCT 3 SHUTOUTS
x00__82 1009982	Month Record/GAA/Save%	SEPTEMBER 60 G JEREMY BRODEUR RECORD 0-0-0 GAA - SAVE PCT 0
x00__83 1009983	Month Record/GAA/Save%/Shutouts	SEPTEMBER 40 G ALEXANDAR GEORGIEV 0-0-0 RECORD - GAA - SAVE PCT 0 SHUTOUTS
x00__84 1009984	Career Record/GAA/Save%	7TH NHL SEASON 31 G ERIC COMRIE RECORD 22-19-2 GAA 3.32 SAVE PCT .897
x00__85 1009985	Career Record/GAA/Save%/Shutouts	7TH NHL SEASON 35 G TRISTAN JARRY 117-60-20 RECORD 2.65 GAA .914 SAVE PCT 13 SHUTOUTS
x00__86 1009986	Season vs Opp - Record/GAA/Save%	LAST SEASON VS BLACKHAWKS 50 G JORDAN BINNINGTON RECORD 3-1-0 GAA 2.94 SAVE PCT .888
x00__87 1009987	Season vs Opp - Record/GAA/Save%/Shutouts	LAST SEASON VS BLUES 40 G ARVID SODERBLOM 0-1-0 RECORD 5.00 GAA .857 SAVE PCT 0 SHUTOUTS
x00__88 1009988	Career vs Opp - Record/GAA/Save%	CAREER VS BLACKHAWKS 50 G JORDAN BINNINGTON RECORD 7-1-1 GAA 2.50 SAVE PCT .906
x00__89 1009989	Career vs Opp - Record/GAA/Save%/Shutouts	CAREER VS BLUES 30 G JAXSON STAUBER RECORD 1-0-0 GAA 3.00 SAVE PCT .906 SHUTOUTS 0

x00__90 1009990	Last Start	
x00__91 1009991	Last Start vs Opponent	
x00__92 1009992	Last Shutout	
x00__93 1009993	Last Shutout vs Opponent	
x00__94 1009994	Last Penalty	
x00__95 1009995	Last Assist	
x00__96 1009996	2-Line Lower-Third Blank Text	
x00__97 1009997	1-Line Nub Blank Text	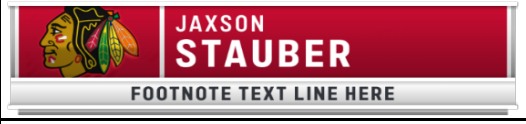
x00__98 1009998	1-Line Lower-Third with Note Blank Text	
x01__92 1019998	Goalie Save Location	NO DATA AT THIS TIME

x01__91 1019999	Goalie Goals allowed by net location chart	NO DATA AT THIS TIME
x01__94 1019998	Goalie Save Location	NO DATA AT THIS TIME
x01__93 1019999	Goalie Goals allowed by net location chart	NO DATA AT THIS TIME
x01__95 1019999	Goalie Goals allowed by net location chart (raw numbers)	NO DATA AT THIS TIME
x01__00 1019900	Season Shootouts - Skaters	SHOOTOUTS THIS SEASON 96 F MIKKO RANTANEN 2 GOALS 6 SHOTS 33.3 PCT
x01__01 1019901	Career Shootouts - Skaters	CAREER SHOOTOUTS 33 D ALEX GOLIGOSKI 2 GOALS 5 SHOTS 40.0 PCT
x01__02 1019902	Season Shootouts - Goalies	SHOOTOUTS LAST SEASON 41 G VITEK VANECEK 2 GOALS ALLOWED 6 SHOTS FACED .667 SAVE PCT
x01__03 1019903	Career Shootouts - Goalies	CAREER SHOOTOUTS 70 G LOUIS DOMINGUE 6 GOALS ALLOWED 34 SHOTS FACED .824 SAVE PCT

x01__04 1019904	Goalie - Season Record in OT/SO's	LAST SEASON 35 G JOEY DACCORD RECORD IN OT GAMES: 1-1 INCLUDES 0-1 RECORD IN SHOOTOUTS
x01__05 1019905	Goalie - Career Record in OT/SO's	CAREER 35 G THATCHER DEMKO RECORD IN OT GAMES: 23-15 INCLUDES 10-5 RECORD IN SHOOTOUTS
x01__06 1019906	Goalie-Last Season Record in OT/SO's	SEASON 2021 50 G JORDAN BINNINGTON RECORD IN OT GAMES: 3-4 INCLUDES 2-1 RECORD IN SHOOTOUTS
	PLAYER LAST SEASON	
x01__10 1009910	Season G/A/P	SEASON 2021 NEW YORK RANGERS 4 D BRADEN SCHNEIDER 2 GOALS 9 ASSISTS 11 POINTS
x01__11 1009911	Season G/A/+-	LAST SEASON 13 F NICO HISCHIER 31 GOALS 49 ASSISTS +33 RATING
x01__12 1009912	Season G/A/P/+-	SEASON 2021 6 D ADAM LARSSON 8 GOALS 17 ASSISTS 25 POINTS -23 RATING
x01__13 1009913	Season G/Shots/Pct	SEASON 2021 40 F ELIAS PETTERSSON 32 GOALS 192 SHOTS 16.7 SHOOTING PCT

x01__14 1009914	Season G/A/P/PIM	SEASON 2021 55 D COLTON PARAYKO — 6 GOALS 29 ASSISTS 35 POINTS 18 PIM
x01__15 1009915	Season GP/G/A/+-	SEASON 2021 14 F BORIS KATCHOUK — 59 GAMES 3 GOALS 4 ASSISTS -7 RATING
x01__16 1009916	Season GP/G/A/PIM	SEASON 2021 71 F VICTOR OLOFSSON — 72 GAMES 20 GOALS 29 ASSISTS 49 POINTS
x01__17 1009917	Season GP/G/A/Pts	SEASON 2021 18 F ANDREAS JOHNSSON — 71 GAMES 13 GOALS 22 ASSISTS 35 POINTS
x01__18 1009918	Season GP/G/A	SEASON 2021 21 F BRAYDEN POINT — 66 GAMES 28 GOALS 30 ASSISTS
x01__19 1009919	Season GP/G/Pts	SEASON 2021 11 F JORDAN STAAL — 78 GAMES 17 GOALS 36 POINTS
	PLAYER SEASON	
x01__50 1019950	Season - GP/TOI/Pts	THIS SEASON 37 F CASEY MITTELSTADT — 82 GAMES 15:43 TOI 59 POINTS

x01__51 1019951	Season - GP/TOI/Pts/PIM	THIS SEASON 2 D ARTEM ZUB 53 GAMES 20:15 TOI 10 POINTS 39 PIM
x01__52 1019952	Season - GP/TOI/Pts/+-	THIS SEASON 17 F ADAM LOWRY 82 GAMES 15:38 TOI 36 POINTS +4 RATING
x01__53 1019953	Season - GP/TOI/+-	THIS SEASON 25 F AUSTIN WAGNER 7 GAMES 12:08 TOI -2 RATING
x01__54 1019954	Season - GP/TOI/+-/PIM	THIS SEASON 15 F BOKONDJI IMAMA 5 GAMES 7:29 TOI -2 RATING 5 PIM
x01__55 1019955	Season - GP/TOI/Goals/Ast	LAST SEASON 77 D VICTOR HEDMAN 76 GAMES 23:43 TOI 9 GOALS 40 ASSISTS
x01__56 1019956	Season - GP/TOI/Hits	THIS SEASON 9 F ALEX IAFALLO 59 GAMES 16:18 TOI 14 GOALS 22 ASSISTS
x01__57 1019957	Season - GP/TOI/BlockedShots	LAST SEASON 21 F ISAC LUNDESTROM 61 GAMES 14:20 TOI 43 BLOCKED SHOTS
x01__58 1019958	Season - GP/TOI/Hits/BlockedShots	THIS SEASON 46 F BLAKE LIZOTTE 81 GAMES 12:56 TOI 96 HITS 39 BLOCKED SHOTS

x01__59 1019959	Season - GP/TOI/Hits/+-	LAST SEASON 53 F JEFF SKINNER 79 GAMES 17:23 TOI 21 HITS +15 RATING
x01__60 1019960	Career Goals by Period	CAREER - GOALS BY PERIOD 22 D JAKE McCABE 1ST PER 4 2ND PER 6 3RD PER 5 OT 0
x01__61 1019961	Career Points by Period	CAREER - POINTS BY PERIOD 11 F ALEX NYLANDER 1ST PER 3 2ND PER 2 3RD PER 1 OT 0
x01__80 1019980	Last Season - W/L/OTL/GAA/Save%	SEASON 2021 34 G JAKE ALLEN RECORD 9-20-4 GAA 3.30 SAVE PCT .905
x01__81 1019981	Last Season - GAA/Save %/Win %	SEASON 2021 31 G FREDERIK ANDERSEN 35-14-3 RECORD 2.17 GAA .922 SAVE PCT 4 SHUTOUTS
	PLAYER POSTSEASON CAREER	
x03__05 1009905	Postseason Career - GP/G/A/+-	POSTSEASON CAREER 21 F BRAYDEN POINT 82 GAMES 40 GOALS 42 ASSISTS -1 RATING
x03__06 1009906	Postseason Career - GP/G/A/PIM	POSTSEASON CAREER 4 D CAM FOWLER 62 GAMES 6 GOALS 27 ASSISTS 14 PIM

x03__07 1009907	Postseason Career - GP/G/A/PTS	POSTSEASON CAREER 12 F TREVOR MOORE 20 GAMES 4 GOALS 5 ASSISTS 9 POINTS
x03__08 1009908	Postseason Career GP/G/A	POSTSEASON CAREER 34 F AUSTON MATTHEWS 50 GAMES 22 GOALS 22 ASSISTS
x03__09 1009909	Postseason Career - GP/G/PTS	POSTSEASON CAREER 17 F JOSH ANDERSON 43 GAMES 8 GOALS 14 POINTS
	PLAYER THIS POSTSEASON	
x03__10 1009910	This Postseason G/A/P	THIS POSTSEASON 17 F BLAKE WHEELER 2 GOALS 4 ASSISTS 6 POINTS
x03__11 1009911	This Postseason G/A/+-	THIS POSTSEASON 11 F JORDAN STAAL 2 GOALS 6 ASSISTS +4 RATING
x03__12 1009912	This Postseason G/A/P/+-	THIS POSTSEASON 12 F TREVOR MOORE 1 GOALS 2 ASSISTS 3 POINTS +3 RATING
x03__13 1009913	This Postseason G/Shots/Pct	THIS POSTSEASON 34 F AUSTON MATTHEWS 5 GOALS 49 SHOTS 10.2 SHOOTING PCT

x03__14 1009914	This Postseason G/A/P/PIM	THIS POSTSEASON 17 F ADAM LOWRY 4 GOALS 1 ASSISTS 5 POINTS 2 PIM
x03__15 1009915	This Postseason GP/G/A/+-	THIS POSTSEASON 3 D ADAM PELECH 6 GAMES 1 GOALS 1 ASSISTS +1 RATING
x03__16 1009916	This Postseason GP/G/A/PIM	THIS POSTSEASON 21 F BRAYDEN POINT 6 GAMES 2 GOALS 2 ASSISTS 2 PIM
x03__17 1009917	This Postseason GP/G/A/Pts	THIS POSTSEASON 3 D ADAM PELECH 6 GAMES 1 GOALS 1 ASSISTS 2 POINTS
x03__18 1009918	This Postseason GP/G/A	THIS POSTSEASON 11 F ANZE KOPITAR 6 GAMES 2 GOALS 5 ASSISTS
x03__19 1009919	This Postseason GP/G/Pts	THIS POSTSEASON 23 D ADAM FOX 7 GAMES 0 GOALS 8 POINTS
x03__78 1009979	XXth Goal This Postseason	17 F ADAM LOWRY 5TH GOAL THIS POSTSEASON
x03__79 1009979	XXth Career Playoff Goal (Next Goal)	29 F LEON DRAISAITL 1ST CAREER POSTSEASON GOAL

x03__80 1009980	This Postseason W-L/GAA/Save%	THIS POSTSEASON 70 G JOONAS KORPISALO RECORD 2-4 GAA 3.77 SAVE PCT .892
x03__81 1009981	This Postseason GAA/Save%/Win%	THIS POSTSEASON 37 G CONNOR HELLEBUYCK 1-4 RECORD 3.44 GAA .886 SAVE PCT 0 SHUTOUTS
x03__84 1009980	Postseason Career W-L/GAA/Save%	POSTSEASON CAREER 34 G JAKE ALLEN 11-11 RECORD 2.06 GAA .924 SAVE PCT 0 SHUTOUTS
x03__85 1009981	Postseason Career GAA/Save%/Win%	POSTSEASON CAREER 35 G ILYA SAMSONOV 5-10 RECORD 3.06 GAA .902 SAVE PCT 0 SHUTOUTS

Bally SPORTS	SRDL GUIDE	AWAY = 1 | HOME = 2
	NHL 2023-24	
CALL UP PAGE # BASE PAGE #	**TEAM STATS**	EXAMPLE
x009700 1009800	Team Powerplay	LAST SEASON LOS ANGELES KINGS: 269 RECORD 68 GAA 25.3 SAVE PCT 4TH SHUTOUT
x009701 1009801	Team Powerplay @ Home vs Road	LAST SEASON ANAHEIM POWER PLAY OPPORTUNITES / GOALS / PCT HOME 122 20 16.4 ROAD 107 16 15.0
x009702 1009802	Team Penalty Killing	THIS SEASON ARIZONA COYOTES: 319 RECORD 81 GAA 74.6 SAVE PCT 27TH SHUTOUT
x009703 1009803	Team Penalty Killing Home/Road	THIS SEASON VEGAS POWER PLAY OPPORTUNITES / GOALS / PCT HOME 93 21 77.4 ROAD 102 23 77.5
x009704 1009804	Home Team PP vs. Opp Penalty Killing	SPECIAL TEAMS / PCT / RANK POWER PLAY 25.3% 4TH PENALTY KILL 82.4% 8TH
	RECORD WHEN …	

x009705 1009805	Team Rec Scoring the 1st Goal	THIS SEASON COLUMBUS BLUE JACKETS 14-10-5 RECORD WHEN SCORING THE 1ST GOAL
x009706 1009806	Team Rec Allowing the 1st Goal	THIS SEASON BUFFALO SABRES 13-26-4 RECORD WHEN ALLOWING THE 1ST GOAL
x009707 1009807	Team Rec Leading after 2nd Per	THIS SEASON LOS ANGELES KINGS 34-2-3 RECORD WHEN LEADING AFTER 2ND PERIOD
x009708 1009808	Team Rec Tied after 2	THIS SEASON CHICAGO BLACKHAWKS 10-7-3 RECORD WHEN TIED AFTER 2ND PERIOD
x009709 1009809	Team Rec Trailing after 2	THIS SEASON ANAHEIM DUCKS 6-34-5 RECORD WHEN TRAILING AFTER 2ND PERIOD
x009710 1009810	Team Rec in Overtime Games	THIS SEASON VEGAS GOLDEN KNIGHTS 13-9 RECORD IN OVERTIME GAMES
x009711 1009811	Team Rec Games by 1 Goal	THIS SEASON ARIZONA COYOTES 13-8-14 RECORD IN GAMES DECIDED BY 1 GOAL
x009712 1009812	Team Rec Games by 2 Goals	THIS SEASON MINNESOTA WILD 27-18 RECORD IN GAMES DECIDED BY 2 GOALS
x009713 1009813	Team Rec 2nd Of Back-to-Back	THIS SEASON DALLAS STARS 4-6-0 RECORD IN 2ND GAME OF BACK-TO-BACKS

x009714 1009814	Team Rec after Consec Days Off	THIS SEASON ST. LOUIS BLUES 8-8-3 RECORD AFTER CONSECUTIVE DAYS OFF
	LAST TIMES	
x009715 1009815	Hat Trick	LAST HAT TRICK COLUMBUS BLUE JACKETS FEB. 28 ERIC ROBINSON vs SABRES
x009716 1009816	Hat Trick vs Opp	ANAHEIM DUCKS LAST HAT TRICK vs KINGS COREY PERRY - FEB. 28, 2016
x009717 1009817	Last 4 Goal Game	LAST 4 GOAL GAME EDMONTON OILERS MAY 3 LEON DRAISAITL vs VEGAS
x009718 1009818	Last 5 Goal Game	LAST 5 GOAL GAME ARIZONA COYOTES APR. 1, 1995 ALEXEI ZHAMNOV vs LOS ANGELES
x009719 1009819	Last Shutout	LAST SHUTOUT BUFFALO SABRES MAR. 25 vs NY ISLANDERS
x009720 1009820	Last Shutout vs Opp	LAST SHUTOUT vs OILERS VANCOUVER CANUCKS RYAN MILLER - OCT. 17, 2014
x009721 1009821	Last 1-0 Victory	LAST 1-0 VICTORY VEGAS GOLDEN KNIGHTS OCT. 13, 2022 vs CHICAGO

x009722 1009822	Last 1-0 Defeat	LAST 1-0 LOSS LOS ANGELES KINGS — NOV. 10, 2018 vs CALGARY
x009723 1009823	Last Scoreless Tie	LAST SCORELESS TIE CHICAGO BLACKHAWKS — FEB. 18, 2022 vs DALLAS
	TEAM RANKINGS	
x009724 1009824	Team Rank Goals	GOALS THIS SEASON ST. LOUIS BLUES — 82 GAMES 3.17 GOAL/GM 17TH NHL RANK
x009725 1009825	Team Rank Goals Allowed	GOALS ALLOWED THIS SEASON LOS ANGELES KINGS — 82 GAMES 3.10 GA/GM 16TH NHL RANK
x009726 1009826	Team Rank Penalty Minutes	PENALTY MINUTES THIS SEASON MINNESOTA WILD — 82 GAMES 11.3 PENALTY MIN/GM 7TH NHL RANK
x009727 1009827	Team Rank Goal Diff	LAST SEASON - GOAL DIFFERENTIAL NEW JERSEY DEVILS — 289 GOALS FOR 222 GOALS AGAINST +67 DIFF 3RD NHL RANK
x009728 1009828	Team Rank Faceoff Pct	FACEOFF PCT THIS SEASON DALLAS STARS — 0.5% FACEOFF PCT 1ST NHL RANK
x009729 1009829	Team Rank Hits/Gm	HITS PER GAME THIS SEASON ARIZONA COYOTES — 82 GAMES 25.5 HITS/GM 6TH NHL RANK

x009730 1009830	Team Rank Blocked Shots	BLOCKS PER GAME THIS SEASON SAN JOSE SHARKS 82 GAMES 16.0 BLOCKS/GM T-8TH NHL RANK
	PRESSURE GOALS	
x009731 1009831	Goals - 1st 2 Minutes of Periods	THIS SEASON - 1ST 2 MINUTES OF PERIOD VEGAS GOLDEN KNIGHTS 23 GA 1ST 2 MIN 10TH GA RANK 1ST 2 MIN 20 GA LAST 2 MIN 11TH GA RANK LAST 2 MIN
x009732 1009832	Goals - Last 2 Minutes of Periods	BROKEN, BUT ON LIST TO FIX
x009733 1009833	Goals - Last 5 Minutes of 3rd Period	THIS SEASON - LAST 5 MINUTES OF 3RD PERIOD COLUMBUS BLUE JACKETS 16 GOALS 24TH RANK OF GOALS 22 GA 26TH RANK OF GA
	TEAM PENALTY SHOTS	
x009740 1009840	Last Penalty Shot Taken	LAST PENALTY SHOT TAKEN LOS ANGELES KINGS MAR. 18 VS. CANUCKS THATCHER DEMKO STOPPED ADRIAN KEMPE
x009741 1009841	Last Penalty Shot Faced	LAST PENALTY SHOT FACED BUFFALO SABRES DEC. 19, 2022 AT GOLDEN UKKO-PEKKA LUUKKONEN STOPPED JONATHAN MARCHESSAULT
x009742 1009842	Last Penalty Goal Scored	LAST PENALTY SHOT GOAL SCORED DALLAS STARS NOV. 2, 2019 VS. CANADIENS DENIS GURIANOV SCORED ON CAREY PRICE
x009743 1009843	Last Penalty Goal Allowed	LAST PENALTY SHOT GOAL ALLOWED ANAHEIM DUCKS JAN. 27, 2022 VS. CANADIENS LAURENT DAUPHIN SCORED ON ANTHONY STOLARZ

	COACHES	
x009748 1009848	Coach's Career Record	DEAN **EVASON** — 5TH SEASON AS HEAD COACH RECORD: 142-67-23 (.662) If Footnote pops up empty just go to Z0900 (ALT+F Macro) and backspace.
x009749 1009849	Coach's Record w/ Current Team	CRAIG **BERUBE** — 6TH SEASON AS BLUES HEAD COACH RECORD: 193-118-43 (.606)
	TEAM INDIVIDUAL LEADERS	
x009750 1009845	GOALS	**GOALS** LAST SEASON AMONG DUCKS TREVOR ZEGRAS 23 TROY TERRY 23 ADAM HENRIQUE 22 FRANK VATRANO 22 MASON MCTAVISH 17
x009751 1009845	ASSISTS	**ASSISTS** LAST SEASON AMONG BLUES ROBERT THOMAS 47 BRAYDEN SCHENN 44 PAVEL BUCHNEVICH 41 JUSTIN FAULK 39 JORDAN KYROU 36
x009752 1009845	POINTS	**POINTS** LAST SEASON AMONG OILERS CONNOR McDAVID 153 LEON DRAISAITL 128 RYAN NUGENT-HOPKINS 104 ZACH HYMAN 83 2 PLAYERS TIED 43

x009753 1009845	PLUS/MINUS	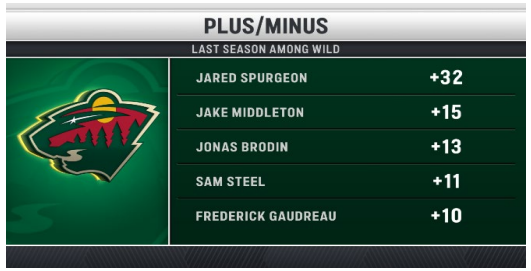
x009754 1009845	SHOTS	
x009755 1009845	GAME WINNING GOALS	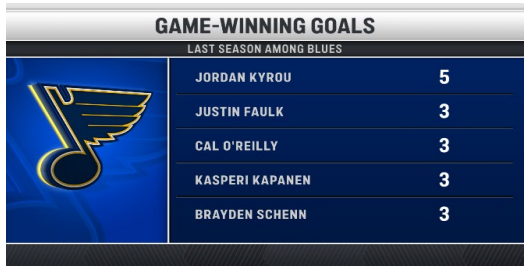
x009756 1009845	SHOOTOUT GOALS	

x009757 1009845	SHOOTING PERCENTAGE	**SHOOTING %** LAST SEASON AMONG GOLDEN KNIGHTS IVAN BARBASHEV 17.1 MICHAEL AMADIO 16.2 MARK STONE 15.0 REILLY SMITH 14.4 NICOLAS ROY 13.9
x009758 1009845	1st PERIOD GOALS	**FIRST PERIOD GOALS** LAST SEASON AMONG BLUE JACKETS JOHNNY GAUDREAU 8 PATRIK LAINE 6 JACK ROSLOVIC 5 BOONE JENNER 5 KIRILL MARCHENKO 5
x009759 1009845	2nd PERIOD GOALS	**SECOND PERIOD GOALS** LAST SEASON AMONG SABRES JEFF SKINNER 17 TAGE THOMPSON 12 ALEX TUCH 12 DYLAN COZENS 9 VICTOR OLOFSSON 7
x009760 1009845	3rd PERIOD GOALS	**THIRD PERIOD GOALS** LAST SEASON AMONG BLACKHAWKS TAYLOR RADDYSH 11 MAX DOMI 11 TYLER JOHNSON 8 ANDREAS ATHANASIOU 6 JONATHAN TOEWS 5

x009761 1009845	OVERTIME GOALS	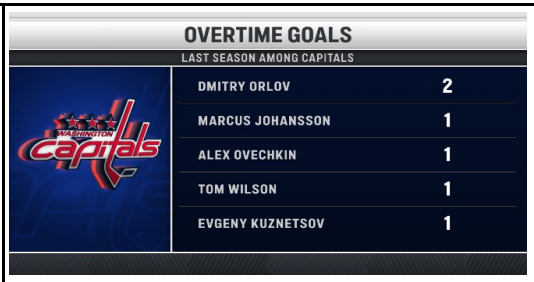
x009762 1009845	GOALS PER GAME	
x009763 1009845	ASSISTS PER GAME	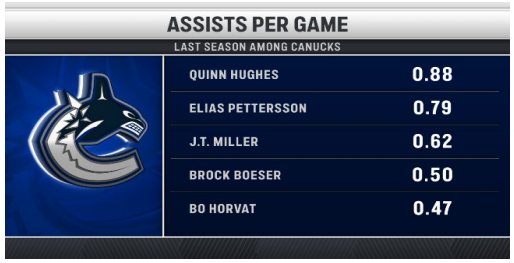
x009764 1009845	POINTS PER GAME	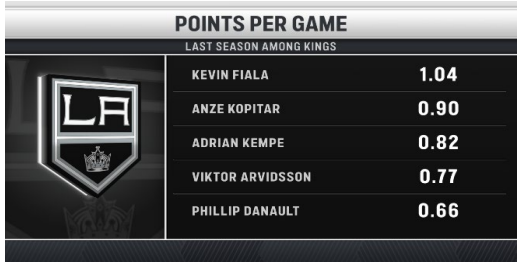

x009765 1009845	POWER PLAY GOALS	
x009766 1009845	POWER PLAY ASSISTS	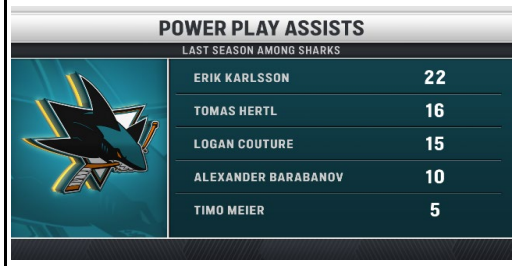
x009767 1009845	POWER PLAY POINTS	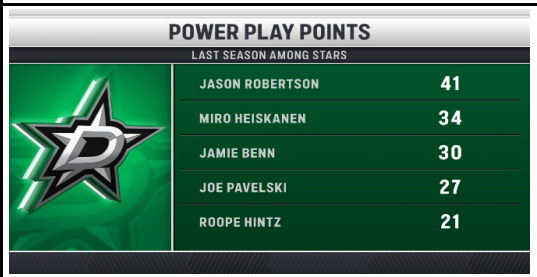
x009768 1009845	SHORTHANDED GOALS	

x009769 1009845	SHORTHANDED ASSISTS	SHORTHANDED ASSISTS LAST SEASON AMONG GOLDEN KNIGHTS WILLIAM KARLSSON 3 BRAYDEN McNABB 2 CHANDLER STEPHENSON 2 ALEX PIETRANGELO 2 3 PLAYERS TIED 1
x009770 1009845	SHORTHANDED POINTS	SHORTHANDED POINTS LAST SEASON AMONG BLUE JACKETS JACK ROSLOVIC 3 ERIC ROBINSON 2 SEAN KURALY 2 GUSTAV NYQUIST 2 2 PLAYERS TIED 1
x009771 1009845	EVEN STRENGTH GOALS	EVEN STRENGTH GOALS LAST SEASON AMONG WILD MATT BOLDY 23 KIRILL KAPRIZOV 23 MATS ZUCCARELLO 13 FREDERICK GAUDREAU 12 RYAN HARTMAN 12
x009772 1009845	EVEN STRENGTH ASSISTS	NO DATA AT THIS TIME
x009773 1009845	EVEN STRENGTH POINTS	NO DATA AT THIS TIME

x009774 1009845	GOALS - DEFENSEMEN	GOALS - DEFENSEMEN LAST SEASON AMONG SABRES RASMUS DAHLIN 15 OWEN POWER 4 HENRI JOKIHARJU 3 MATTIAS SAMUELSSON 2 ILYA LYUBUSHKIN 2
x009775 1009845	ASSISTS - DEFENSEMEN	ASSISTS - DEFENSEMEN LAST SEASON AMONG STARS MIRO HEISKANEN 62 RYAN SUTER 22 ESA LINDELL 16 COLIN MILLER 15 2 PLAYERS TIED 10
x009777 1009845	GOALS - ROOKIES	GOALS - ROOKIES LAST SEASON AMONG DUCKS MASON MCTAVISH 17 DREW HELLESON 1 PAVOL REGENDA 1 NIKITA NESTERENKO 1 5 PLAYERS TIED 0
x009778 1009845	ASSISTS - ROOKIES	ASSISTS - ROOKIES LAST SEASON AMONG BLUE JACKETS KENT JOHNSON 24 NICK BLANKENBURG 10 MARCUS BJORK 8 LIAM FOUDY 7 2 PLAYERS TIED 4

x009779 1009845	POINTS - ROOKIES	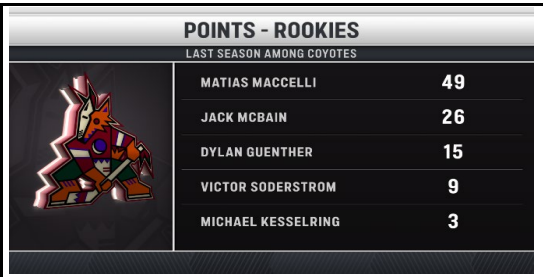
x009780 1009845	PENALTY MINUTES	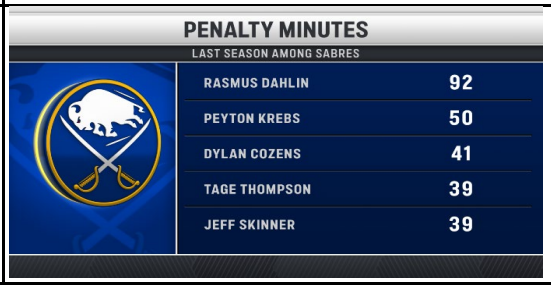
x009781 1009845	FIGHTING PENALTIES	NO DATA AT THIS TIME
	CALENDARS	
x009790 1009792	Upcoming Schedule - Full Screen	NO DATA AT THIS TIME
x009791 1009793	Upcoming Schedule - Lower-3rd	NO DATA AT THIS TIME
x009792 1009794	Upcoming Schedule - Full Screen	NO DATA AT THIS TIME

x009793 1009797	Upcoming Schedule - Full Screen	NO DATA AT THIS TIME
	TEAM INDIVIDUAL LEADERS	
x009850 1009847	GOALS	GOALS THIS SEASON - BLACKHAWKS ANDREAS ATHANASIOU 20 TAYLOR RADDYSH 20 MAX DOMI 18 PATRICK KANE 16 JONATHAN TOEWS 15
x009851 1009847	ASSISTS	ASSISTS THIS SEASON - OILERS CONNOR McDAVID 89 LEON DRAISAITL 76 RYAN NUGENT-HOPKINS 67 ZACH HYMAN 47 TYSON BARRIE 33
x009852 1009847	POINTS	POINTS THIS SEASON - BLUE JACKETS JOHNNY GAUDREAU 74 PATRIK LAINE 52 BOONE JENNER 45 JACK ROSLOVIC 44 KENT JOHNSON 40

x009853 1009847	PLUS/MINUS	PLUS/MINUS THIS SEASON - STARS JOE PAVELSKI +42 JASON ROBERTSON +37 ROOPE HINTZ +31 ESA LINDELL +29 2 PLAYERS TIED +23
x009854 1009847	SHOTS	SHOTS LAST SEASON - WILD KIRILL KAPRIZOV 261 MATT BOLDY 255 JOEL ERIKSSON EK 247 MATS ZUCCARELLO 198 2 PLAYERS TIED 149
x009855 1009847	GW GOALS	GW GOALS LAST SEASON - KINGS ADRIAN KEMPE 6 GABRIEL VILARDI 6 ALEX IAFALLO 5 ANZE KOPITAR 4 6 PLAYERS TIED 2
x009856 1009847	SHOOTOUT GOALS	SHOOTOUT GOALS LAST SEASON - SHARKS KEVIN LABANC 2 NICK BONINO 2 ALEXANDER BARABANOV 1 LOGAN COUTURE 1 40 PLAYERS TIED 0

x009857 1009847	SHOOTING PERCENTAGE	SHOOTING % LAST SEASON - BLUES PAVEL BUCHNEVICH 21.1 KASPERI KAPANEN 17.0 ROBERT THOMAS 17.0 CAL O'REILLY 15.0 BRANDON SAAD 15.0
x009858 1009847	GOALS - 1st PERIOD	1ST PERIOD GOALS THIS SEASON - FLYERS KEVIN HAYES 7 TRAVIS KONECNY 7 SCOTT LAUGHTON 6 MORGAN FROST 5 JOEL FARABEE 5
x009859 1009847	GOALS - 2nd PERIOD	2ND PERIOD GOALS LAST SEASON - DEVILS JACK HUGHES 18 DAWSON MERCER 10 NICO HISCHIER 9 JESPER BRATT 9 DOUGIE HAMILTON 9
x009860 1009847	GOALS - 3rd PERIOD	3RD PERIOD GOALS THIS SEASON - SABRES ALEX TUCH 15 VICTOR OLOFSSON 15 DYLAN COZENS 12 TAGE THOMPSON 12 JEFF SKINNER 10

x009861 1009847	OT GOALS	OT GOALS THIS SEASON - CAPITALS DMITRY ORLOV 2 MARCUS JOHANSSON 1 ALEX OVECHKIN 1 TOM WILSON 1 EVGENY KUZNETSOV 1
x009862 1009847	GOALS PER GAME	GOALS PER GAME THIS SEASON - LIGHTNING BRAYDEN POINT 0.62 STEVEN STAMKOS 0.42 BRANDON HAGEL 0.37 NIKITA KUCHEROV 0.37 ALEX KILLORN 0.33
x009863 1009847	ASSISTS PER GAME	ASSISTS PER GAME THIS SEASON - STARS MIRO HEISKANEN 0.78 JASON ROBERTSON 0.77 JOE PAVELSKI 0.60 JAMIE BENN 0.55 ROOPE HINTZ 0.52
x009864 1009847	POINTS PER GAME	POINTS PER GAME THIS SEASON - CANUCKS ELIAS PETTERSSON 1.27 BO HORVAT 1.10 J.T. MILLER 1.01 QUINN HUGHES 0.97 ANDREI KUZMENKO 0.91

x009865 1009847	POWER PLAY GOALS	POWER PLAY GOALS THIS SEASON - DEVILS JACK HUGHES 9 JESPER BRATT 8 DOUGIE HAMILTON 8 NICO HISCHIER 7 TIMO MEIER 4
x009866 1009847	PP ASSISTS	PP ASSISTS THIS SEASON - BLUE JACKETS JOHNNY GAUDREAU 21 ADAM BOQVIST 9 PATRIK LAINE 8 KENT JOHNSON 7 JACK ROSLOVIC 7
x009867 1009847	POWER PLAY POINTS	POWER PLAY POINTS THIS SEASON - BLACKHAWKS PATRICK KANE 18 MAX DOMI 18 TAYLOR RADDYSH 15 JONATHAN TOEWS 12 SETH JONES 12
x009868 1009847	SH GOALS	SH GOALS THIS SEASON - MAPLE LEAFS MITCH MARNER 4 ALEXANDER KERFOOT 1 MARK GIORDANO 1 CALLE JARNKROK 1 TIMOTHY LILJEGREN 1

x009869 1009847	SH ASSISTS	SH ASSISTS THIS SEASON - CANADIENS KIRBY DACH 2 JAKE EVANS 2 MIKE MATHESON 2 4 PLAYERS TIED 1
x009870 1009847	SH POINTS	SH POINTS THIS SEASON - WILD FREDERICK GAUDREAU 5 CONNOR DEWAR 4 RYAN HARTMAN 4 JOEL ERIKSSON EK 3 2 PLAYERS TIED 2
x009871 1009847	EVEN STRENGTH GOALS	EVEN STRENGTH GOALS THIS SEASON - STARS JASON ROBERTSON 33 ROOPE HINTZ 25 WYATT JOHNSTON 21 JAMIE BENN 18 JOE PAVELSKI 15
x009872 1009847	EVEN STRENGTH ASSISTS	NO DATA AT THIS TIME
x009873 1009847	EVEN STRENGTH POINTS	NO DATA AT THIS TIME

x009874 1009847	GOALS - DEFENSEMEN	GOALS - DEFENSEMEN LAST SEASON - KINGS SEAN DURZI 9 DREW DOUGHTY 9 MATT ROY 9 MIKEY ANDERSON 5 2 PLAYERS TIED 3
x009875 1009847	ASSISTS - DEFENSEMEN	ASSISTS - DEFENSEMEN THIS SEASON - SABRES RASMUS DAHLIN 58 OWEN POWER 31 ILYA LYUBUSHKIN 12 HENRI JOKIHARJU 10 2 PLAYERS TIED 8
x009876 1009847	POINTS - DEFENSEMEN	POINTS - DEFENSEMEN THIS SEASON - FLYERS TONY DEANGELO 42 IVAN PROVOROV 27 TRAVIS SANHEIM 23 CAM YORK 20 RASMUS RISTOLAINEN 20
x009877 1009847	GOALS - ROOKIES	GOALS - ROOKIES THIS SEASON - PREDATORS LUKE EVANGELISTA 7 JUUSO PARSSINEN 6 JOHN LEONARD 1 EGOR AFANASYEV 1 3 PLAYERS TIED 0

x009878 1009847	ASSISTS - ROOKIES	ASSISTS - ROOKIES THIS SEASON - SHARKS NICK CICEK 4 FABIAN ZETTERLUND 3 THOMAS BORDELEAU 2 HENRY THRUN 2 2 PLAYERS TIED 1
x009879 1009847	POINTS - ROOKIES	POINTS - ROOKIES THIS SEASON - BLUES JAKE NEIGHBOURS 10 NIKITA ALEXANDROV 7 TYLER TUCKER 4 WILL BITTEN 1 4 PLAYERS TIED 0
x009880 1009847	PENALTY MINUTES	PENALTY MINUTES THIS SEASON - BLACKHAWKS MAX DOMI 76 CONNOR MURPHY 69 JONATHAN TOEWS 43 JARRED TINORDI 40 CALEB JONES 40
x009881 1009847	FIGHTING PENALTIES	NO DATA AT THIS TIME

Bally SPORTS	SRDL GUIDE NHL 2023-24	FULLSCREENS = 3 SLABS = 4 NOTES: IF YOU ONLY HAVE 3-4 PLAYERS & A TIE, CHANGE TEMPLATE TO A 3 OR 4HdStat - WITH A TIE ADD AN NHL LOGO FOR TEAM	**In cases where there is a very long name, make the slab wide at A0510 and save. Example highlighted at x000308**
CALL UP PAGE # BASE PAGE #	**LEAGUE LEADERS**	FULLSCREENS	SLABS
x000100 X009901	GOALS	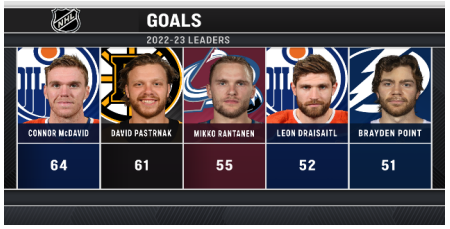	
x000101 X009901	ASSISTS		
x000102 X009901	POINTS		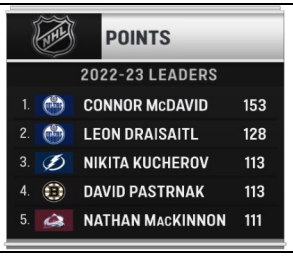

On Slabs Team Tied is not coming in. You will need to manually type that and how many teams and put the NHL logo in.

x000103 X009901	PLUS/MINUS		
x000104 X009901	SHOTS		
x000105 X009901	GAME WINNING GOALS		
x000106 X009901	GAME TYING GOALS	NO DATA AT THIS TIME	
x000108 X009901	SHOOTING PERCENTAGE	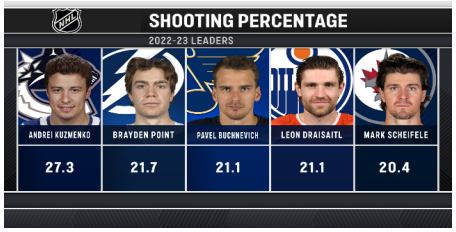	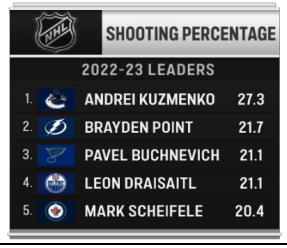

x000109 X009901	FIRST PERIOD GOALS		
x000110 X009901	SECOND PERIOD GOALS		
x000111 X009901	THIRD PERIOD GOALS		
x000112 X009901	OVERTIME GOALS		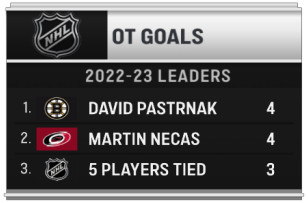
x000113 X009901	GOALS PER GAME		

x000114 X009901	ASSISTS PER GAME	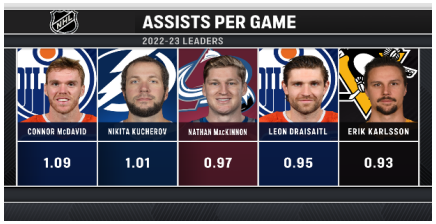	
x000115 X009901	POINTS PER GAME	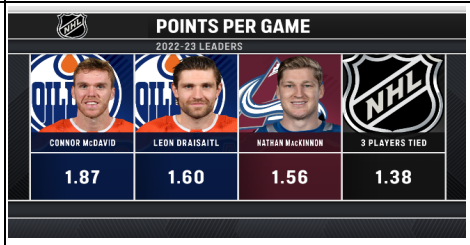	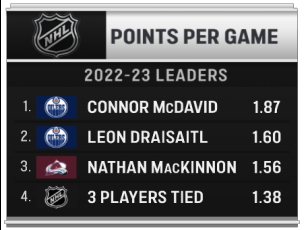
x000116 X009901	POWER PLAY GOALS		
x000117 X009901	POWER PLAY ASSISTS		
x000118 X009901	POWER PLAY POINTS		

x000119 X009901	SHORTHANDED GOALS		
x000120 X009901	SHORTHANDED ASSISTS		
x000121 X009901	SHORTHANDED POINTS		
x000122 X009901	EVEN-HANDED GOALS		
x000123 X009901	EVEN-HANDED ASSISTS	NO DATA AT THIS TIME	
x000124 X009901	EVEN-HANDED POINTS	NO DATA AT THIS TIME	

x000125 X009901	GOALS - DEFENSEMEN	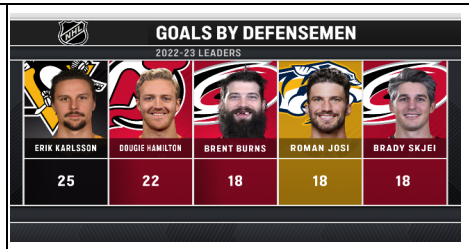	
x000126 X009901	ASSISTS - DEFENSEMEN	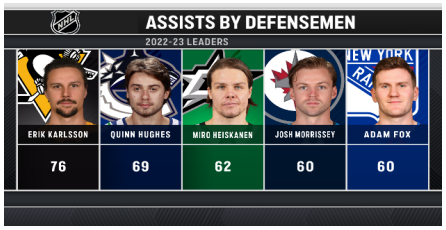	
x000127 X009901	POINTS - DEFENSEMEN		
x000128 X009901	GOALS - ROOKIES		
x000129 X009901	ASSISTS - ROOKIES		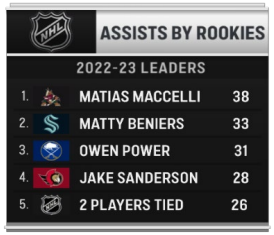

x000130 X009901	POINTS - ROOKIES		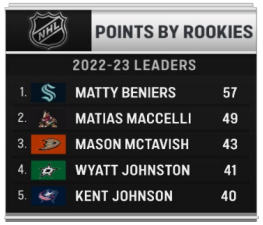
x000131 X009901	PENALTY MINUTES		
x000132 X009901	FIGHTING PENALTIES	NO DATA AT THIS TIME	
x000133 X009901	SHIFTS/GAME	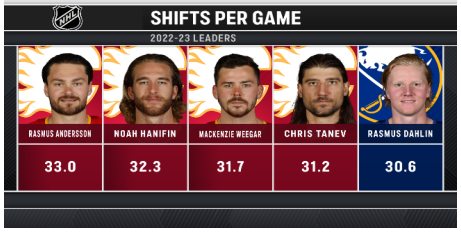	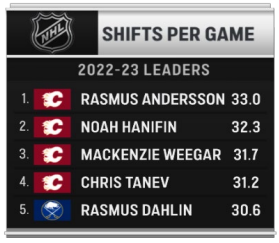
x000134 X009901	ICE TIME		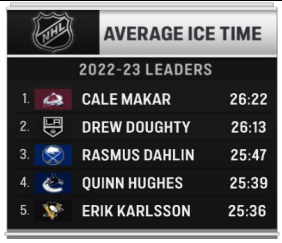

x000135 X009901	ICE TIME -- FORWARDS		
x000136 X009901	ICE TIME -- ROOKIES		
x000137 X009901	FACEOFF PCT		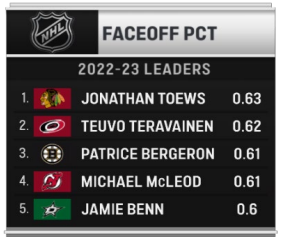
x000138 X009901	HITS	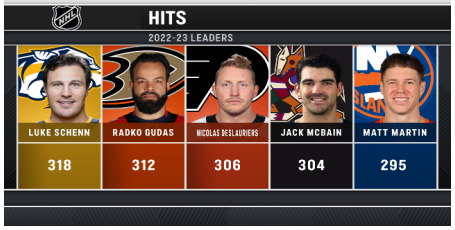	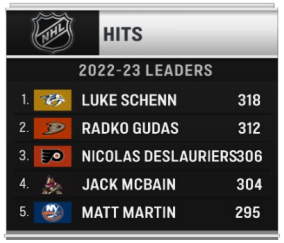
x000139 X009901	TAKEAWAYS		

x000140 X009901	GIVEAWAYS		
x000150 X009901	SHOOTOUT GOALS		**EXAMPLE OF GRAPHIC NOT TO USE. IF THERE ARE 2 OR LESS JUST PASS ON IT.**
x000151 X009901	SHOOTOUT SHOT ATTEMPTS		
x000152 X009901	SHOOTOUT SHOT PERCENTAGE		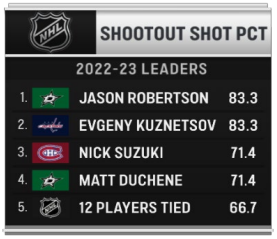
	GOALIES		
x000301 X009901	WINS		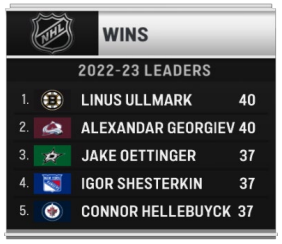

x000302 X009901	LOSSES	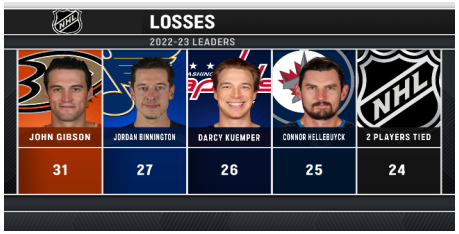		**On Slabs Team Tied is not coming in. You will need to manually type that and how many teams and put the NHL logo in.**
x000304 X009900	GOALS AGAINST AVERAGE		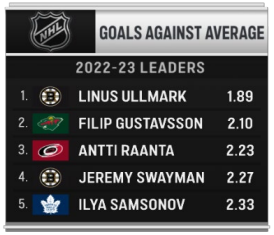	
x000305 X009900	WINNING PERCENTAGE	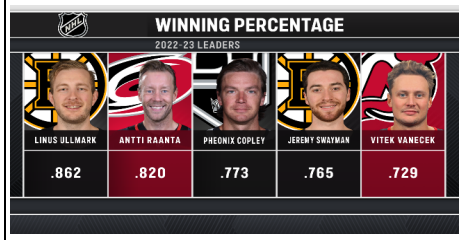		
x000306 X009900	SAVE PERCENTAGE	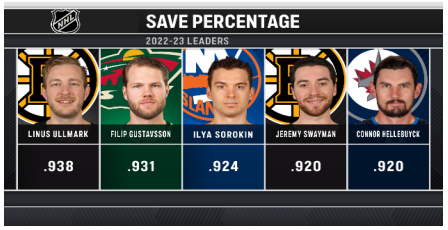	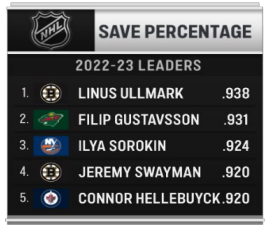	
x000307 X009901	GOALS AGAINST			

x000308 X009901	SAVES	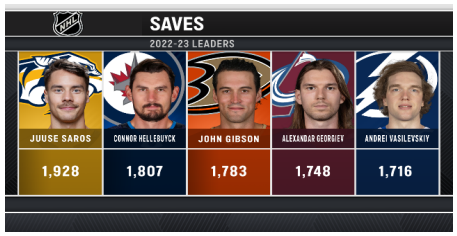	
x000309 X009901	SHOTS FACED	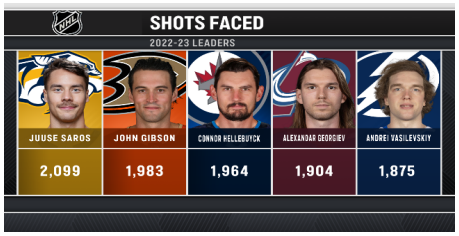	
x000310 X009901	MINUTES PLAYED	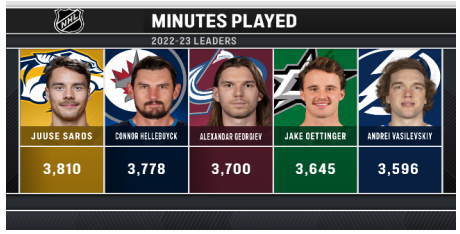	
x000311 X009901	POWER PLAY GOALS ALLOWED		
x000312 X009901	SHORT HANDED GOALS ALLOWED		

x000313 X009900	GOALS AGAINST AVERAGE - HOME GAMES		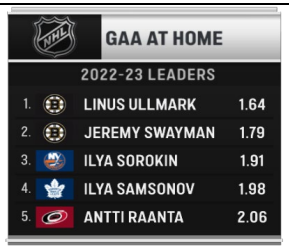
x000314 X009900	SAVE PERCENTAGE - HOME GAMES	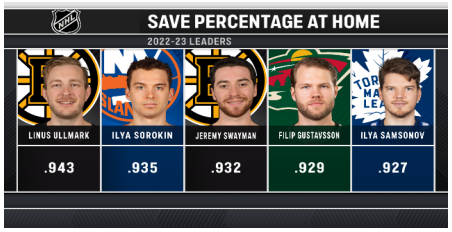	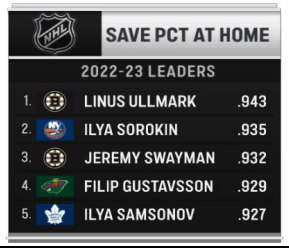
x000315 X009900	GOALS AGAINST AVERAGE - AWAY GAMES		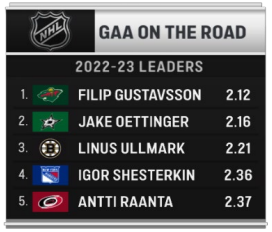
x000316 X009900	SAVE PERCENTAGE - AWAY GAMES	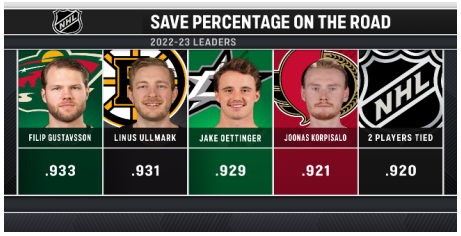	
x000317 X009901	SHUTOUTS		

x000320 X009901	SHOOTOUT GOALS ALLOWED		
x000321 X009901	SHOOTOUT ATTEMPTS FACED		
x000322 X009901	SHOOTOUT SAVE PERCENTAGE	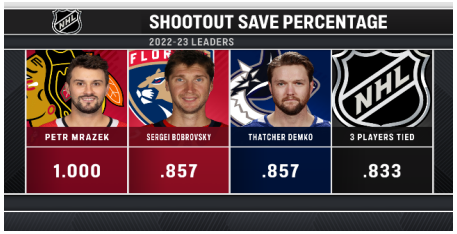	
	ACTIVE LEADERS SKATERS TOP 5 LISTED	**NO TEAM TRICODES BEING DELIVERED THROUGH DATA AT THIS TIME**	
x003000 X009905	GOALS	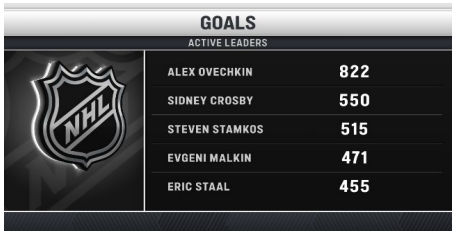	
x003001 X009905	ASSISTS		

x003002 X009905	POINTS	POINTS ACTIVE LEADERS JOE THORNTON 1,539 SIDNEY CROSBY 1,502 ALEX OVECHKIN 1,485 PATRICK KANE 1,237 EVGENI MALKIN 1,229	POINTS ACTIVE LEADERS 1. JOE THORNTON 1,539 2. SIDNEY CROSBY 1,502 3. ALEX OVECHKIN 1,485 4. PATRICK KANE 1,237 5. EVGENI MALKIN 1,229
x003003 X009905	PENALTY MINUTES	PENALTY MINUTES ACTIVE LEADERS COREY PERRY 1,380 WAYNE SIMMONDS 1,315 MILAN LUCIC 1,299 TOM WILSON 1,299 JOE THORNTON 1,272	PENALTY MINUTES ACTIVE LEADERS 1. COREY PERRY 1,380 2. WAYNE SIMMONDS 1,315 3. MILAN LUCIC 1,299 4. TOM WILSON 1,299 5. JOE THORNTON 1,272
x003004 X009905	PLUS/MINUS	PLUS/MINUS ACTIVE LEADERS BRAD MARCHAND +290 PATRICE BERGERON +289 RYAN McDONAGH +227 SIDNEY CROSBY +210 JOE PAVELSKI +189	PLUS/MINUS ACTIVE LEADERS 1. BRAD MARCHAND +290 2. PATRICE BERGERON +289 3. RYAN McDONAGH +227 4. SIDNEY CROSBY +210 5. JOE PAVELSKI +189
x003005 X009905	GAME WINNING GOALS	GAME-WINNING GOALS ACTIVE LEADERS ALEX OVECHKIN 124 JEFF CARTER 88 SIDNEY CROSBY 87 ZACH PARISE 82 2 PLAYERS TIED 81	GAME-WINNING GOALS ACTIVE LEADERS 1. ALEX OVECHKIN 124 2. JEFF CARTER 88 3. SIDNEY CROSBY 87 4. ZACH PARISE 82 5. 2 PLAYERS TIED 81
x003006 X009905	GOALS PER GAME	GOALS PER GAME ACTIVE LEADERS AUSTON MATTHEWS 0.62 ALEX OVECHKIN 0.61 KIRILL KAPRIZOV 0.56 CONNOR McDAVID 0.53 2 PLAYERS TIED 0.51	GOALS PER GAME ACTIVE LEADERS 1. AUSTON MATTHEWS 0.62 2. ALEX OVECHKIN 0.61 3. KIRILL KAPRIZOV 0.56 4. CONNOR McDAVID 0.53 5. 2 PLAYERS TIED 0.51

x003007 X009905	ASSISTS PER GAME	ASSISTS PER GAME ACTIVE LEADERS CONNOR McDAVID 0.96 SIDNEY CROSBY 0.80 MITCH MARNER 0.76 CALE MAKAR 0.76 QUINN HUGHES 0.76	ASSISTS PER GAME ACTIVE LEADERS 1. CONNOR McDAVID 0.96 2. SIDNEY CROSBY 0.80 3. MITCH MARNER 0.76 4. CALE MAKAR 0.76 5. QUINN HUGHES 0.76
x003008 X009905	POINTS PER GAME	POINTS PER GAME ACTIVE LEADERS CONNOR McDAVID 1.49 SIDNEY CROSBY 1.26 LEON DRAISAITL 1.17 EVGENI MALKIN 1.16 KIRILL KAPRIZOV 1.15	POINTS PER GAME ACTIVE LEADERS 1. CONNOR McDAVID 1.49 2. SIDNEY CROSBY 1.26 3. LEON DRAISAITL 1.17 4. EVGENI MALKIN 1.16 5. KIRILL KAPRIZOV 1.15
x003009 X009905	POWER PLAY GOALS	POWER PLAY GOALS ACTIVE LEADERS ALEX OVECHKIN 299 STEVEN STAMKOS 195 EVGENI MALKIN 173 JOE PAVELSKI 165 SIDNEY CROSBY 162	POWER PLAY GOALS ACTIVE LEADERS 1. ALEX OVECHKIN 299 2. STEVEN STAMKOS 195 3. EVGENI MALKIN 173 4. JOE PAVELSKI 165 5. SIDNEY CROSBY 162
x003010 X009905	SHORTHANDED GOALS	SHORTHANDED GOALS ACTIVE LEADERS BRAD MARCHAND 33 PATRICE BERGERON 22 ERIC STAAL 21 ANDREW COGLIANO 21 3 PLAYERS TIED 19	SHORTHANDED GOALS ACTIVE LEADERS 1. BRAD MARCHAND 33 2. PATRICE BERGERON 22 3. ERIC STAAL 21 4. ANDREW COGLIANO 21 5. 3 PLAYERS TIED 19
x003011 X009905	GAMES PLAYED	GAMES PLAYED ACTIVE LEADERS JOE THORNTON 1,714 ERIC STAAL 1,365 RYAN SUTER 1,362 ALEX OVECHKIN 1,347 BRENT BURNS 1,333	GAMES PLAYED ACTIVE LEADERS 1. JOE THORNTON 1,714 2. ERIC STAAL 1,365 3. RYAN SUTER 1,362 4. ALEX OVECHKIN 1,347 5. BRENT BURNS 1,333
	ALL-TIME LEADERS SKATERS TOP 5 LISTED		

x003100 X009905	GOALS	GOALS ALL-TIME LEADERS WAYNE GRETZKY 894 ALEX OVECHKIN 822 GORDIE HOWE 801 JAROMIR JAGR 766 BRETT HULL 741	GOALS ALL-TIME LEADERS 1. WAYNE GRETZKY 894 2. ALEX OVECHKIN 822 3. GORDIE HOWE 801 4. JAROMIR JAGR 766 5. BRETT HULL 741
x003101 X009905	ASSISTS	ASSISTS ALL-TIME LEADERS WAYNE GRETZKY 1,963 RON FRANCIS 1,249 MARK MESSIER 1,193 RAY BOURQUE 1,169 JAROMIR JAGR 1,155	ASSISTS ALL-TIME LEADERS 1. WAYNE GRETZKY 1,963 2. RON FRANCIS 1,249 3. MARK MESSIER 1,193 4. RAY BOURQUE 1,169 5. JAROMIR JAGR 1,155
x003102 X009905	POINTS	POINTS ALL-TIME LEADERS WAYNE GRETZKY 2,857 JAROMIR JAGR 1,921 MARK MESSIER 1,887 GORDIE HOWE 1,850 RON FRANCIS 1,798	POINTS ALL-TIME LEADERS 1. WAYNE GRETZKY 2,857 2. JAROMIR JAGR 1,921 3. MARK MESSIER 1,887 4. GORDIE HOWE 1,850 5. RON FRANCIS 1,798
x003103 X009905	PENALTY MINUTES	PENALTY MINUTES ALL-TIME LEADERS DAVE WILLIAMS 3,971 DALE HUNTER 3,565 TIE DOMI 3,515 MARTY MCSORLEY 3,381 BOB PROBERT 3,300	PENALTY MINUTES ALL-TIME LEADERS 1. DAVE WILLIAMS 3,971 2. DALE HUNTER 3,565 3. TIE DOMI 3,515 4. MARTY MCSORLEY 3,381 5. BOB PROBERT 3,300
x003104 X009905	PLUS/MINUS	PLUS/MINUS ALL-TIME LEADERS LARRY ROBINSON +722 BOBBY ORR +582 RAY BOURQUE +527 WAYNE GRETZKY +520 BOBBY CLARKE +507	PLUS/MINUS ALL-TIME LEADERS 1. LARRY ROBINSON +722 2. BOBBY ORR +582 3. RAY BOURQUE +527 4. WAYNE GRETZKY +520 5. BOBBY CLARKE +507

x003105 X009905	GAME WINNING GOALS	GAME-WINNING GOALS ALL-TIME LEADERS JAROMIR JAGR 135 ALEX OVECHKIN 124 GORDIE HOWE 121 PHIL ESPOSITO 118 2 PLAYERS TIED 110	GAME-WINNING GOALS ALL-TIME LEADERS 1. JAROMIR JAGR 135 2. ALEX OVECHKIN 124 3. GORDIE HOWE 121 4. PHIL ESPOSITO 118 5. 2 PLAYERS TIED 110
x003106 X009905	GOALS PER GAME	GOALS PER GAME ALL-TIME LEADERS JOE MALONE 1.13 MIKE BOSSY 0.76 MARIO LEMIEUX 0.75 CY DENNENY 0.75 BABE DYE 0.75	GOALS PER GAME ALL-TIME LEADERS 1. JOE MALONE 1.13 2. MIKE BOSSY 0.76 3. MARIO LEMIEUX 0.75 4. CY DENNENY 0.75 5. BABE DYE 0.75
x003107 X009905	ASSISTS PER GAME	ASSISTS PER GAME ALL-TIME LEADERS WAYNE GRETZKY 1.32 MARIO LEMIEUX 1.13 BOBBY ORR 0.98 CONNOR McDAVID 0.96 PETER FORSBERG 0.90	ASSISTS PER GAME ALL-TIME LEADERS 1. WAYNE GRETZKY 1.32 2. MARIO LEMIEUX 1.13 3. BOBBY ORR 0.98 4. CONNOR McDAVID 0.96 5. PETER FORSBERG 0.90
x003108 X009905	POINTS PER GAME	POINTS PER GAME ALL-TIME LEADERS WAYNE GRETZKY 1.92 MARIO LEMIEUX 1.88 MIKE BOSSY 1.50 CONNOR McDAVID 1.49 JOE MALONE 1.40	POINTS PER GAME ALL-TIME LEADERS 1. WAYNE GRETZKY 1.92 2. MARIO LEMIEUX 1.88 3. MIKE BOSSY 1.50 4. CONNOR McDAVID 1.49 5. JOE MALONE 1.40
x003109 X009905	POWER PLAY GOALS	POWER PLAY GOALS ALL-TIME LEADERS ALEX OVECHKIN 299 DAVE ANDREYCHUK 274 BRETT HULL 265 TEEMU SELANNE 255 LUC ROBITAILLE 247	POWER PLAY GOALS ALL-TIME LEADERS 1. ALEX OVECHKIN 299 2. DAVE ANDREYCHUK 274 3. BRETT HULL 265 4. TEEMU SELANNE 255 5. LUC ROBITAILLE 247

x003110 X009905	SHORTHANDED GOALS	SHORTHANDED GOALS ALL-TIME LEADERS WAYNE GRETZKY 73 MARK MESSIER 63 STEVE YZERMAN 50 MARIO LEMIEUX 49 3 PLAYERS TIED 39	SHORTHANDED GOALS ALL-TIME LEADERS 1. WAYNE GRETZKY 73 2. MARK MESSIER 63 3. STEVE YZERMAN 50 4. MARIO LEMIEUX 49 5. 3 PLAYERS TIED 39
x003111 X009905	GAMES PLAYED	GAMES PLAYED ALL-TIME LEADERS PATRICK MARLEAU 1,779 GORDIE HOWE 1,767 MARK MESSIER 1,756 JAROMIR JAGR 1,733 RON FRANCIS 1,731	GAMES PLAYED ALL-TIME LEADERS 1. PATRICK MARLEAU 1,779 2. GORDIE HOWE 1,767 3. MARK MESSIER 1,756 4. JAROMIR JAGR 1,733 5. RON FRANCIS 1,731
	ACTIVE LEADERS GOALIES TOP 5 LISTED	**NO TEAM TRICODES BEING DELIVERED THROUGH DATA AT THIS TIME**	
x003200 X009905	GAMES	GAMES ACTIVE LEADERS MARC-ANDRE FLEURY 985 JONATHAN QUICK 753 CAREY PRICE 712 CRAIG ANDERSON 709 MIKE SMITH 670	GAMES ACTIVE LEADERS 1. MARC-ANDRE FLEURY 985 2. JONATHAN QUICK 753 3. CAREY PRICE 712 4. CRAIG ANDERSON 709 5. MIKE SMITH 670
x003201 X009905	WINS	WINS ACTIVE LEADERS MARC-ANDRE FLEURY 544 JONATHAN QUICK 375 CAREY PRICE 361 SERGEI BOBROVSKY 360 CRAIG ANDERSON 319	WINS ACTIVE LEADERS 1. MARC-ANDRE FLEURY 544 2. JONATHAN QUICK 375 3. CAREY PRICE 361 4. SERGEI BOBROVSKY 360 5. CRAIG ANDERSON 319
x003202 X009905	LOSSES	LOSSES ACTIVE LEADERS MARC-ANDRE FLEURY 315 JONATHAN QUICK 277 CRAIG ANDERSON 275 MIKE SMITH 263 CAREY PRICE 261	LOSSES ACTIVE LEADERS 1. MARC-ANDRE FLEURY 315 2. JONATHAN QUICK 277 3. CRAIG ANDERSON 275 4. MIKE SMITH 263 5. CAREY PRICE 261

x003203 X009905	GAA	GOALS AGAINST AVERAGE ACTIVE LEADERS JEREMY SWAYMAN 2.24 BEN BISHOP 2.32 ILYA SOROKIN 2.34 IGOR SHESTERKIN 2.37 JAKE OETTINGER 2.42	GOALS AGAINST AVERAGE ACTIVE LEADERS 1. JEREMY SWAYMAN 2.24 2. BEN BISHOP 2.32 3. ILYA SOROKIN 2.34 4. IGOR SHESTERKIN 2.37 5. JAKE OETTINGER 2.42
x003204 X009905	MINUTES PLAYED ***On FS stretch the max Size at C0011 & Repo at C0010** **Slab: Max Size Column 2 C0024 and Repo at C0023**	MINUTES PLAYED ACTIVE LEADERS MARC-ANDRE FLEURY 3,422,719 JONATHAN QUICK 2,625,120 CAREY PRICE 2,520,293 CRAIG ANDERSON 2,368,396 MIKE SMITH 2,295,589	MINUTES PLAYED ACTIVE LEADERS 1. MARC-ANDRE FLEURY 3,422,719 2. JONATHAN QUICK 2,625,120 3. CAREY PRICE 2,520,293 4. CRAIG ANDERSON 2,368,396 5. MIKE SMITH 2,295,589
x003205 X009905	SHUTOUTS	SHUTOUTS ACTIVE LEADERS MARC-ANDRE FLEURY 73 JONATHAN QUICK 58 JAROSLAV HALAK 53 CAREY PRICE 49 BRIAN ELLIOTT 45	SHUTOUTS ACTIVE LEADERS 1. MARC-ANDRE FLEURY 73 2. JONATHAN QUICK 58 3. JAROSLAV HALAK 53 4. CAREY PRICE 49 5. BRIAN ELLIOTT 45
x003206 X009905	POINTS	POINTS ACTIVE LEADERS MIKE SMITH 21 MARC-ANDRE FLEURY 21 JONATHAN QUICK 20 CRAIG ANDERSON 20 ANDREI VASILEVSKIY 18	POINTS ACTIVE LEADERS 1. MIKE SMITH 21 2. MARC-ANDRE FLEURY 21 3. JONATHAN QUICK 20 4. CRAIG ANDERSON 20 5. ANDREI VASILEVSKIY 18
	ALL-TIME LEADERS GOALIES TOP 5 LISTED		
x003300 X009905	GAMES	GAMES ALL-TIME LEADERS MARTIN BRODEUR 1,266 ROBERTO LUONGO 1,044 PATRICK ROY 1,029 MARC-ANDRE FLEURY 985 TERRY SAWCHUK 971	GAMES ALL-TIME LEADERS 1. MARTIN BRODEUR 1,266 2. ROBERTO LUONGO 1,044 3. PATRICK ROY 1,029 4. MARC-ANDRE FLEURY 985 5. TERRY SAWCHUK 971

x003301 X009905	WINS	WINS ALL-TIME LEADERS MARTIN BRODEUR 691 PATRICK ROY 551 MARC-ANDRE FLEURY 544 ROBERTO LUONGO 489 ED BELFOUR 484	WINS ALL-TIME LEADERS 1. MARTIN BRODEUR 691 2. PATRICK ROY 551 3. MARC-ANDRE FLEURY 544 4. ROBERTO LUONGO 489 5. ED BELFOUR 484
x003302 X009905	LOSSES	LOSSES ALL-TIME LEADERS MARTIN BRODEUR 397 ROBERTO LUONGO 392 CURTIS JOSEPH 352 GILLES MELOCHE 351 GUMP WORSLEY 348	LOSSES ALL-TIME LEADERS 1. MARTIN BRODEUR 397 2. ROBERTO LUONGO 392 3. CURTIS JOSEPH 352 4. GILLES MELOCHE 351 5. GUMP WORSLEY 348
x003303 X009905	GAA	GOALS AGAINST AVERAGE ALL-TIME LEADERS ALEC CONNELL 1.93 GEORGE HAINSWORTH 1.93 CHARLIE GARDINER 2.02 LORNE CHABOT 2.03 TINY THOMPSON 2.07	GOALS AGAINST AVERAGE ALL-TIME LEADERS 1. ALEC CONNELL 1.93 2. GEORGE HAINSWORTH 1.93 3. CHARLIE GARDINER 2.02 4. LORNE CHABOT 2.03 5. TINY THOMPSON 2.07
x003304 X009905	MINUTES PLAYED ***On FS stretch the max Size at C0011 & Repo at C0010 Slab: Max Size Column 2 C0024 and Repo at C0023**	MINUTES PLAYED ALL-TIME LEADERS MARTIN BRODEUR 4,466,300 PATRICK ROY 3,613,533 ROBERTO LUONGO 3,592,685 TERRY SAWCHUK 3,431,640 MARC-ANDRE FLEURY 3,422,719	MINUTES PLAYED ALL-TIME LEADERS 1. MARTIN BRODEUR 4,466,300 2. PATRICK ROY 3,613,533 3. ROBERTO LUONGO 3,592,685 4. TERRY SAWCHUK 3,431,640 5. MARC-ANDRE FLEURY 3,422,719
x003305 X009905	SHUTOUTS	SHUTOUTS ALL-TIME LEADERS MARTIN BRODEUR 125 TERRY SAWCHUK 103 GEORGE HAINSWORTH 94 GLENN HALL 84 JACQUES PLANTE 82	SHUTOUTS ALL-TIME LEADERS 1. MARTIN BRODEUR 125 2. TERRY SAWCHUK 103 3. GEORGE HAINSWORTH 94 4. GLENN HALL 84 5. JACQUES PLANTE 82

x003306 X009905	POINTS	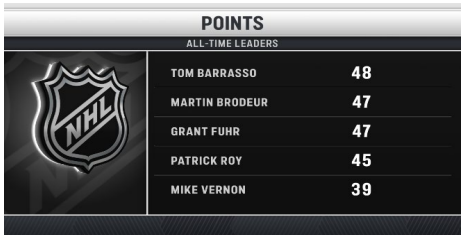	
	TEAM SEASON LEADERS TOP 5 LISTED	**You may get a red error bar at the bottom of Trio, its ok. It's just looking for headshots and this is team only.**	
x005000 X009903	GOALS PER GAME		
x005001 X009903	GOALS ALLOWED PER GAME		
x005002 X009903	GOAL DIFFERENTIAL		
x005003 X009903	SHOTS PER GAME		

x005004 X009903	SHOTS ALLOWED PER GAME			
x005005 X009903	SAVE PCT	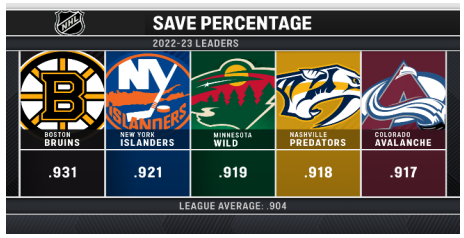		
x005006 X009903	POWER PLAY PCT	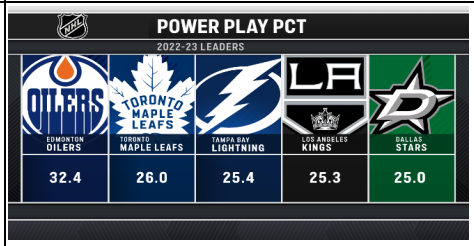	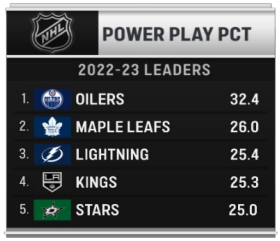	
x005007 X009903	PENALTY KILL PCT	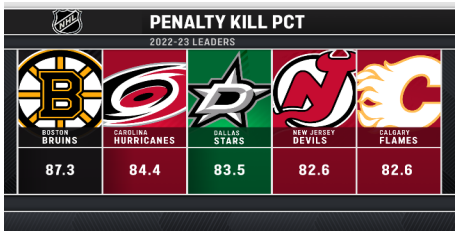		
x005008 X009903	COMEBACK WINS			**On Slabs Team Tied is not coming in. You will need to manually type that and how many teams and put the NHL logo in.**

x005009 X009903	3rd PERIOD COMEBACK WINS		
x005010 X009903	BLOWN LEADS		
x005011 X009903	FACEOFF PCT		
x005012 X009903	HITS PER GAME	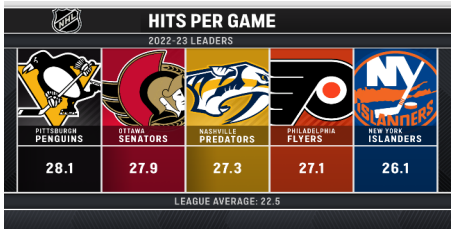	
x005013 X009903	TAKEAWAYS PER GAME	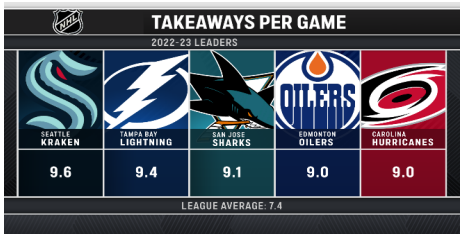	

x005014 X009903	GIVEAWAYS PER GAME		
x005015 X009903	BLOCKED SHOTS PER GAME	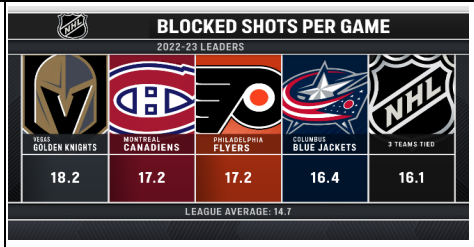	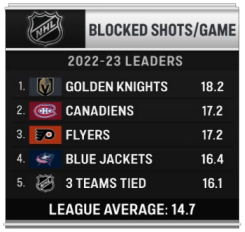
x005016 X009903	FIGHTS	NO DATA AT THIS TIME	
x005017 X009903	EVEN-STRENGTH GOAL DIFF	NO DATA AT THIS TIME	
x005018 X009903	SPECIAL TEAMS GOAL DIFF	NO DATA AT THIS TIME	
x005019 X009903	1st PERIOD GOALS		
x005020 X009903	1st PERIOD GA		

x005021 X009903	1st PERIOD GOAL DIFF	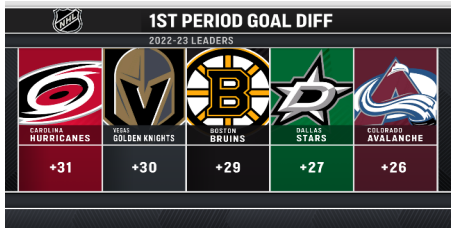	
x005022 X009903	2nd PERIOD GOALS		
x005023 X009903	2nd PERIOD GA		
x005024 X009903	2nd PERIOD GOAL DIFF		
x005025 X009903	3rd PERIOD GOALS		

x005026 X009903	3rd PERIOD GA		
x005027 X009903	3rd PERIOD GOAL DIFF		
x005028 X009903	OVERTIME GAMES		
x005029 X009903	SHORTHANDED GOALS		
x005050 X009903	SHOOTING PERCENTAGE	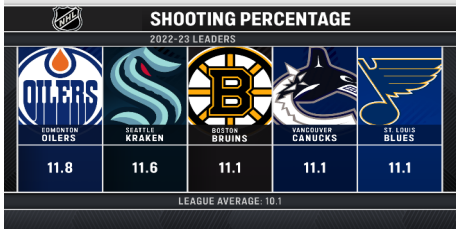	

x005051 X009903	TOTAL GOALS		
	BEST RECORD WHEN … TOP 5 LISTED	**In the event of a tie, data does not deliver the record. (See x005037). You can shorten it to 3 or 4 teams and drop the tied ones off.**	
x005030 X009902	AT HOME		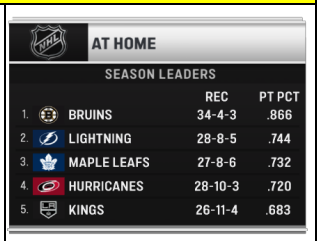
x005031 X009902	ON THE ROAD		
x005032 X009902	SCORING THE 1st GOAL		
x005033 X009902	ALLOWING THE 1st GOAL		

x005034 X009902	LEADING AFTER 2nd PERIOD	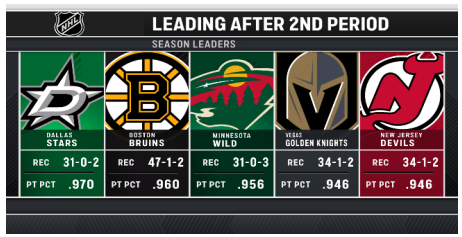	
x005035 X009902	TIED AFTER 2		
x005036 X009902	TRAILING AFTER 2	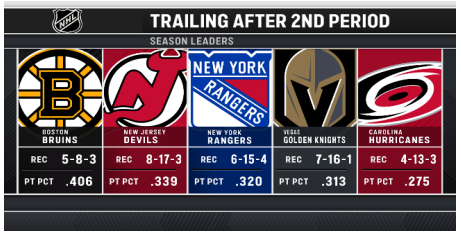	
x005037 X009902	IN OVERTIME GAMES		
x005038 X009902	GAMES DECIDED BY 1 GOAL		

x005039 X009902	GAMES DECIDED BY 2 GOALS		
x005040 X009902	2nd OF BACK-TO-BACK	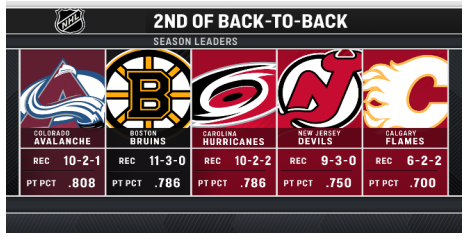	
x005041 X009902	FOLLOWING CONSECUTIVE DAYS OFF		
x005042 X009902	IN SHOOTOUTS		
	TEAM TRAILERS ... TOP 5 LISTED	**You may get a red error bar at the bottom of Trio, its ok. It's just looking for headshots and this is team only.**	
x006000 X009903	GOALS PER GAME		

x006001 X009903	GOALS ALLOWED PER GAME		
x006002 X009903	GOAL DIFFERENTIAL		
x006003 X009903	SHOTS PER GAME		
x006004 X009903	SHOTS ALLOWED PER GAME	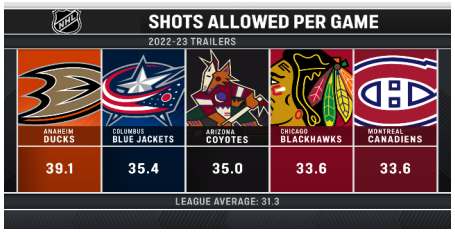	
x006005 X009903	SAVE PCT	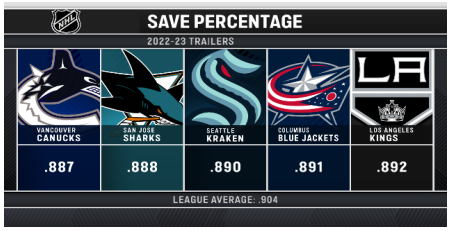	

x006006 X009903	POWER PLAY PCT		
x006007 X009903	PENALTY KILL PCT	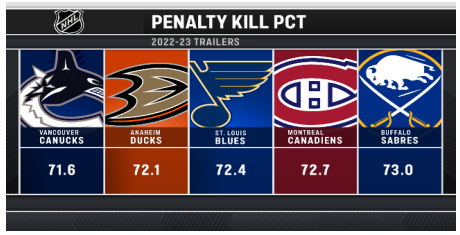	
x006008 X009903	COMEBACK WINS		
x006009 X009903	3rd PERIOD COMEBACK WINS		
x006010 X009903	BLOWN LEADS	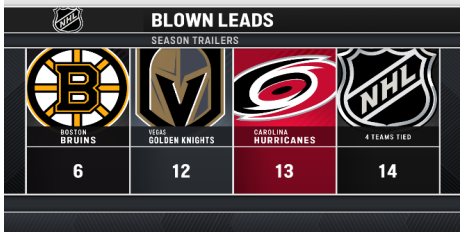	

x006011 X009903	FACEOFF PCT	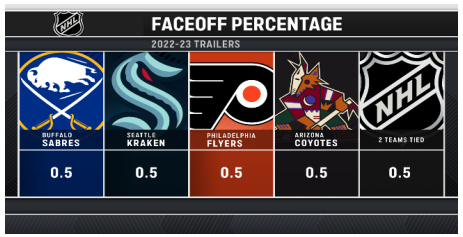	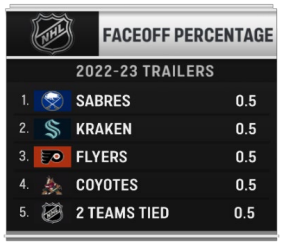
x006012 X009903	HITS PER GAME	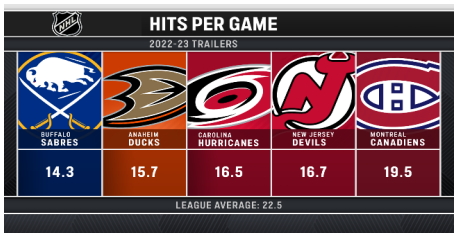	
x006013 X009903	TAKEAWAYS PER GAME	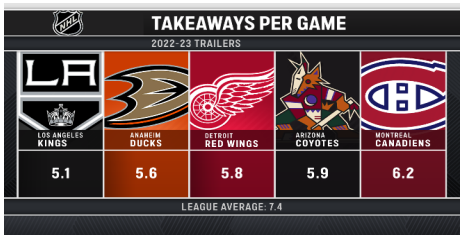	
x006014 X009903	GIVEAWAYS PER GAME		
x006015 X009903	BLOCKED SHOTS PER GAME	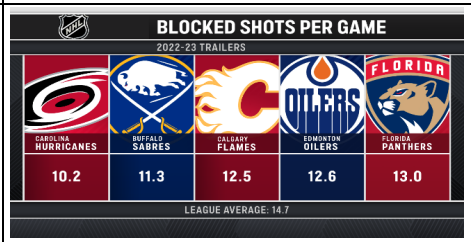	
x006016 X009903	FIGHTS	NO DATA AT THIS TIME	

x006017 X009903	EVEN-STRENGTH GOAL DIFF	NO DATA AT THIS TIME	
x006018 X009903	SPECIAL TEAMS GOAL DIFF	NO DATA AT THIS TIME	
x006019 X009903	1st PERIOD GOALS		
x006020 X009903	1st PERIOD GA		
x006021 X009903	1st PERIOD GOAL DIFF		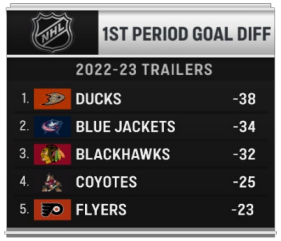
x006022 X009903	2nd PERIOD GOALS	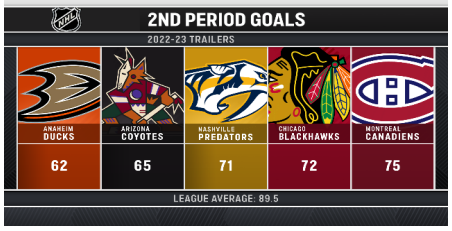	

x006023 X009903	2nd PERIOD GA		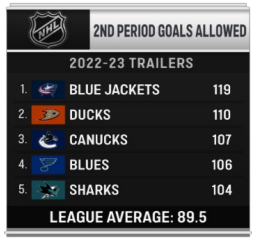
x006024 X009903	2nd PERIOD GOAL DIFF	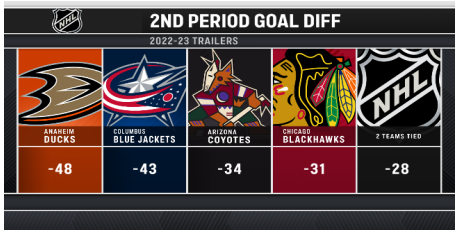	
x006025 X009903	3rd PERIOD GOALS	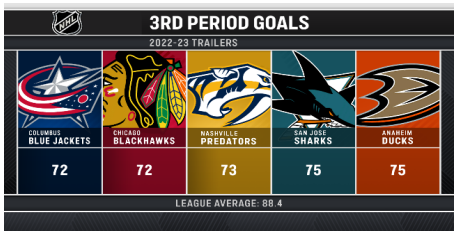	
x006026 X009903	3rd PERIOD GA		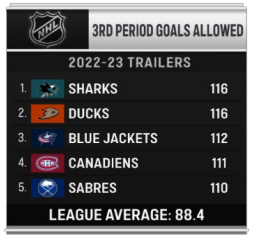
x006027 X009903	3RD PERIOD GOAL DIFF	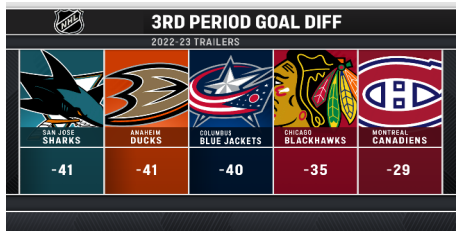	

x006028 X009903	OVERTIME GAMES PLAYED		
x006029 X009903	SHORTHANDED GOALS		
x006050 X009903	SHOOTING PERCENTAGE	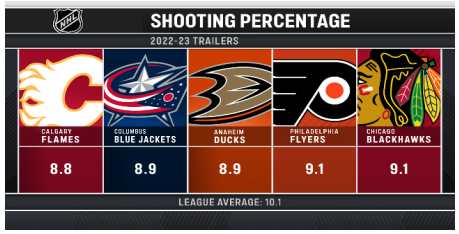	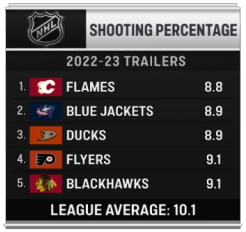
x006051 X009903	TOTAL GOALS		
	WORST RECORD WHEN ... TOP 5 LISTED	**You may get a red error bar at the bottom of Trio, its ok. It's just looking for headshots and this is team only.**	
x006030 X009902	AT HOME		

x006031 X009902	ON THE ROAD		
x006032 X009902	SCORING THE 1st GOAL		
x006033 X009902	ALLOWING THE 1st GOAL		
x006034 X009902	LEADING AFTER 2nd PERIOD	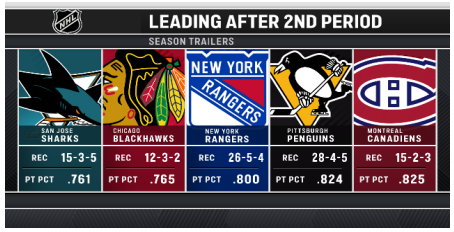	
x006035 X009902	TIED AFTER 2	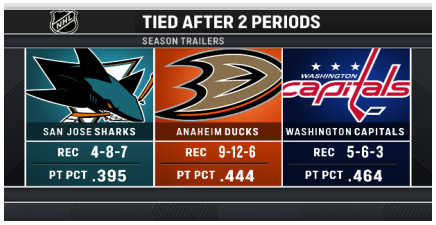	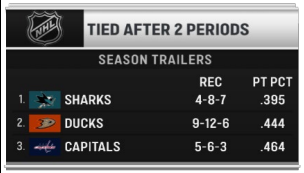

x006036 X009902	TRAILING AFTER 2		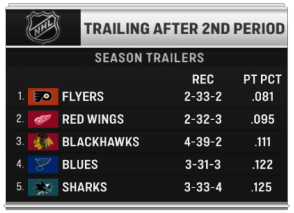
x006037 X009902	IN OVERTIME GAMES	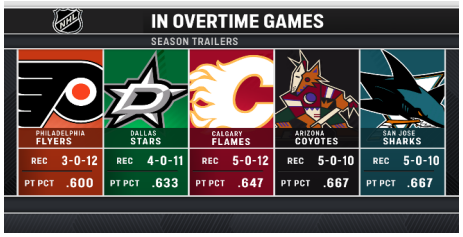	
x006038 X009902	GAMES DECICED BY 1 GOAL		
x006039 X009902	GAMES DECIDED BY 2 GOALS		
x006040 X009902	2nd OF BACK-TO-BACK	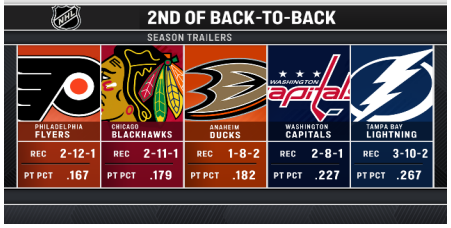	

x006041 X009902	FOLLOWING CONSECUTIVE DAYS OFF	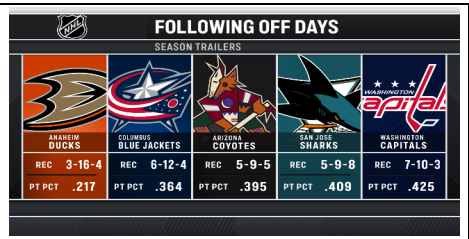	
x006042 X009902	IN SHOOTOUTS		

Bally SPORTS	SRDL GUIDE NHL 2023-24	
CALL UP PAGE # BASE PAGE #	**STANDINGS**	GP, PTS, RW
3009000 3009100	ATLANTIC DIV. STANDINGS	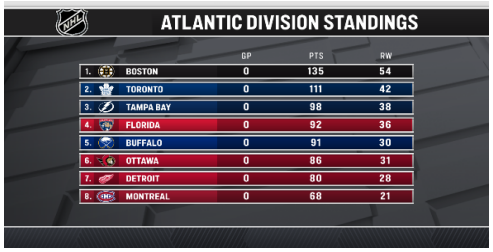
3009001 3009101	METRO DIV. STANDINGS	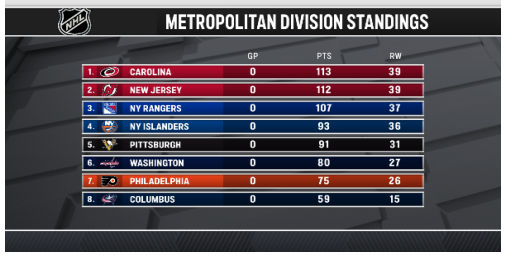
3009002 3009102	CENTRAL DIV. STANDINGS	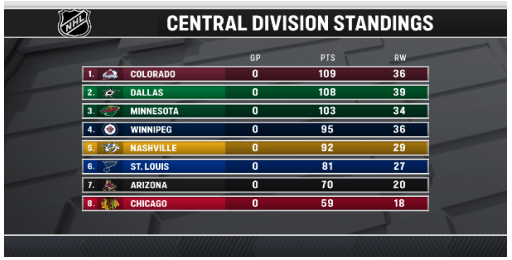

ATLANTIC DIVISION STANDINGS

	GP	PTS	RW
1. BOSTON	0	135	54
2. TORONTO	0	111	42
3. TAMPA BAY	0	98	38
4. FLORIDA	0	92	36
5. BUFFALO	0	91	30
6. OTTAWA	0	86	31
7. DETROIT	0	80	28
8. MONTREAL	0	68	21

METROPOLITAN DIVISION STANDINGS

	GP	PTS	RW
1. CAROLINA	0	113	39
2. NEW JERSEY	0	112	39
3. NY RANGERS	0	107	37
4. NY ISLANDERS	0	93	36
5. PITTSBURGH	0	91	31
6. WASHINGTON	0	80	27
7. PHILADELPHIA	0	75	26
8. COLUMBUS	0	59	15

CENTRAL DIVISION STANDINGS

	GP	PTS	RW
1. COLORADO	0	109	36
2. DALLAS	0	108	39
3. MINNESOTA	0	103	34
4. WINNIPEG	0	95	36
5. NASHVILLE	0	92	29
6. ST. LOUIS	0	81	27
7. ARIZONA	0	70	20
8. CHICAGO	0	59	18

3009003 3009103	PACIFIC DIV. STANDINGS	
	ALL EXTENDED	**GP, WINS, LOSSES, OTL, PTS**
3009006 3009106	EASTERN CONFERENCE	
3009007 3009107	WESTERN CONFERENCE	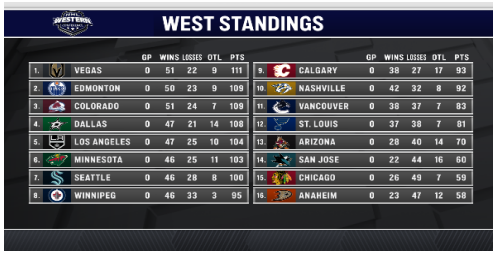
	TOP 10 SHORT	**POINTS**
3009008 3009108	EAST STANDINGS	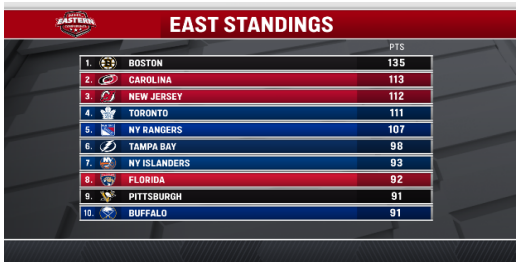

3009009 3009109	WEST STANDINGS	
	TOP 10 EXTENDED	**PTS, WINS, GP**
3009010 3009110	EAST STANDINGS	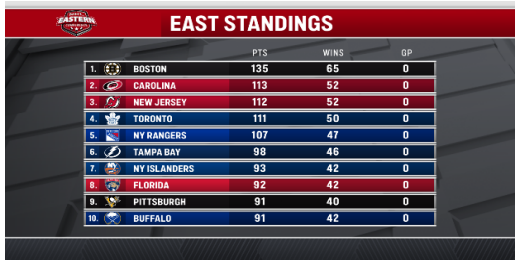
3009011 3009111	WEST STANDINGS	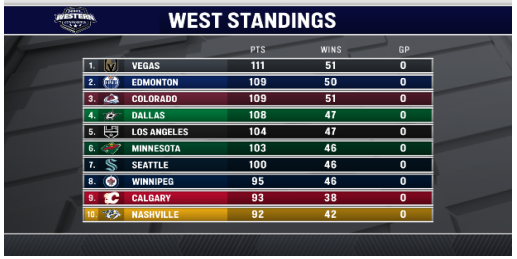
	CONFERENCE ALL SHORT	**GP, PTS**
3009012 3009112	EASTERN CONFERENCE	

3009013 3009113	WESTERN CONFERENCE	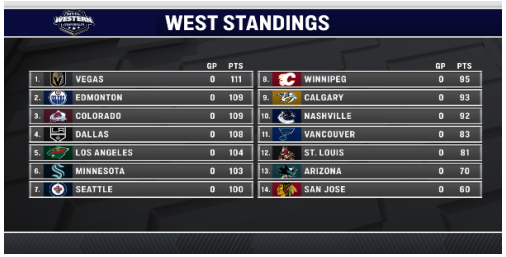 WEST STANDINGS GP PTS 1. VEGAS 0 111 2. EDMONTON 0 109 3. COLORADO 0 109 4. DALLAS 0 108 5. LOS ANGELES 0 104 6. MINNESOTA 0 103 7. SEATTLE 0 100 8. WINNIPEG 0 95 9. CALGARY 0 93 10. NASHVILLE 0 92 11. VANCOUVER 0 83 12. ST. LOUIS 0 81 13. ARIZONA 0 70 14. SAN JOSE 0 60
	PLAYOFF PICTURE	**GP,ROW, RW, PTS**
3009014 3009114	EASTERN CONFERENCE	 EAST STANDINGS GP ROW RW PTS 1. BOSTON 0 61 54 135 2. TORONTO 0 49 42 111 3. TAMPA BAY 0 43 38 98 4. CAROLINA 0 48 39 113 5. NEW JERSEY 0 50 39 112 6. NY RANGERS 0 43 37 107 7. NY ISLANDERS 0 41 36 93 8. FLORIDA 0 40 36 92 9. PITTSBURGH 0 39 31 91 10. BUFFALO 0 39 30 91 11. OTTAWA 0 37 31 86 12. DETROIT 0 32 28 80 13. WASHINGTON 0 33 27 80 14. PHILADELPHIA 0 29 26 75 15. MONTREAL 0 26 21 68 16. COLUMBUS 0 24 15 59
3009015 3009115	WESTERN CONFERENCE	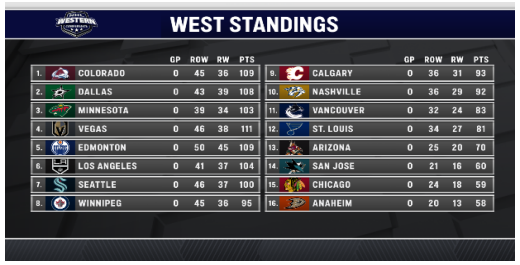 WEST STANDINGS GP ROW RW PTS 1. COLORADO 0 45 36 109 2. DALLAS 0 43 39 108 3. MINNESOTA 0 39 34 103 4. VEGAS 0 46 38 111 5. EDMONTON 0 50 45 109 6. LOS ANGELES 0 41 37 104 7. SEATTLE 0 46 37 100 8. WINNIPEG 0 45 36 95 9. CALGARY 0 36 31 93 10. NASHVILLE 0 36 29 92 11. VANCOUVER 0 32 24 83 12. ST. LOUIS 0 34 27 81 13. ARIZONA 0 25 20 70 14. SAN JOSE 0 21 16 60 15. CHICAGO 0 24 18 59 16. ANAHEIM 0 20 13 58
	PLAYOFF PICTURE	**GR, PTS**
3009016 3009116	EASTERN CONFERENCE	 EAST STANDINGS GR PTS 1. BOSTON 0 135 2. TORONTO 0 111 3. TAMPA BAY 0 98 4. CAROLINA 0 113 5. NEW JERSEY 0 112 6. NY RANGERS 0 107 7. NY ISLANDERS 0 93 8. FLORIDA 0 92 9. PITTSBURGH 0 91 10. BUFFALO 0 91 11. OTTAWA 0 86 12. DETROIT 0 80 13. WASHINGTON 0 80 14. PHILADELPHIA 0 75

3009017 3009117	WESTERN CONFERENCE	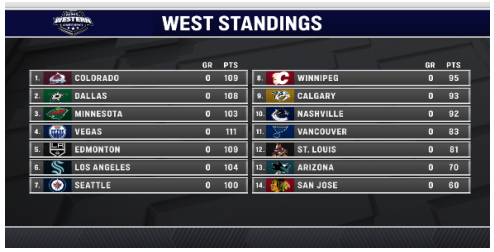 WEST STANDINGS GR PTS 1. COLORADO 0 109 2. DALLAS 0 108 3. MINNESOTA 0 103 4. VEGAS 0 111 5. EDMONTON 0 109 6. LOS ANGELES 0 104 7. SEATTLE 0 100 GR PTS 8. WINNIPEG 0 95 9. CALGARY 0 93 10. NASHVILLE 0 92 11. VANCOUVER 0 83 12. ST. LOUIS 0 81 13. ARIZONA 0 70 14. SAN JOSE 0 60
	PLAYOFF PICTURE	**GR, PTS, RW**
3009018 3009118	EASTERN CONFERENCE	 EAST STANDINGS GR PTS RW 1. BOSTON 0 135 54 2. TORONTO 0 111 42 3. TAMPA BAY 0 98 38 4. CAROLINA 0 113 39 5. NEW JERSEY 0 112 39 6. NY RANGERS 0 107 37 7. NY ISLANDERS 0 93 36 GR PTS RW 8. FLORIDA 0 92 36 9. PITTSBURGH 0 91 31 10. BUFFALO 0 91 30 11. OTTAWA 0 86 31 12. DETROIT 0 80 28 13. WASHINGTON 0 80 27 14. PHILADELPHIA 0 75 26
3009019 3009119	WESTERN CONFERENCE	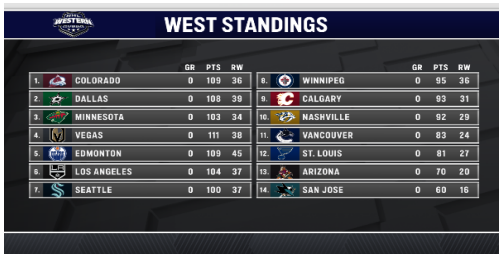 WEST STANDINGS GR PTS RW 1. COLORADO 0 109 36 2. DALLAS 0 108 39 3. MINNESOTA 0 103 34 4. VEGAS 0 111 38 5. EDMONTON 0 109 45 6. LOS ANGELES 0 104 37 7. SEATTLE 0 100 37 GR PTS RW 8. WINNIPEG 0 95 36 9. CALGARY 0 93 31 10. NASHVILLE 0 92 29 11. VANCOUVER 0 83 24 12. ST. LOUIS 0 81 27 13. ARIZONA 0 70 20 14. SAN JOSE 0 60 16
	PLAYOFF PICTURE	**GR, PTS**
3009020 3009120	EASTERN CONFERENCE	 EAST STANDINGS GP PTS 1. BOSTON 82 135 2. TORONTO 82 111 3. TAMPA BAY 82 98 4. CAROLINA 82 113 5. NEW JERSEY 82 112 6. NY RANGERS 82 107 7. NY ISLANDERS 82 93 GP PTS 8. FLORIDA 82 92 9. PITTSBURGH 82 91 10. BUFFALO 82 91 11. OTTAWA 82 86 12. DETROIT 82 80 13. WASHINGTON 82 80 14. PHILADELPHIA 82 75

3009021 3009121	WESTERN CONFERENCE	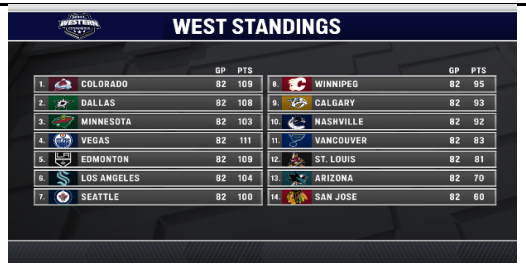 WEST STANDINGS 1. COLORADO 82 109 2. DALLAS 82 108 3. MINNESOTA 82 103 4. VEGAS 82 111 5. EDMONTON 82 109 6. LOS ANGELES 82 104 7. SEATTLE 82 100 8. WINNIPEG 82 95 9. CALGARY 82 93 10. NASHVILLE 82 92 11. VANCOUVER 82 83 12. ST. LOUIS 82 81 13. ARIZONA 82 70 14. SAN JOSE 82 60
	SLABS	**GR, PTS**
4009000 4009100	ATLANTIC DIV. STANDINGS	 ATLANTIC DIVISION STANDINGS 1. BOSTON 0 135 2. TORONTO 0 111 3. TAMPA BAY 0 98 4. FLORIDA 0 92 5. BUFFALO 0 91 6. OTTAWA 0 86 7. DETROIT 0 80 8. MONTREAL 0 68
4009001 4009101	METRO DIV. STANDINGS	 METROPOLITAN DIVISION STANDINGS 1. CAROLINA 0 113 2. NEW JERSEY 0 112 3. NY RANGERS 0 107 4. NY ISLANDERS 0 93 5. PITTSBURGH 0 91 6. WASHINGTON 0 80 7. PHILADELPHIA 0 75 8. COLUMBUS 0 59
4009002 4009102	CENTRAL DIV. STANDINGS	 CENTRAL DIVISION STANDINGS 1. COLORADO 0 109 2. DALLAS 0 108 3. MINNESOTA 0 103 4. WINNIPEG 0 95 5. NASHVILLE 0 92 6. ST. LOUIS 0 81 7. ARIZONA 0 70 8. CHICAGO 0 59

4009003 4009103	PACIFIC DIV. STANDINGS	PACIFIC DIVISION STANDINGS GR PTS 1. VEGAS 0 111 2. EDMONTON 0 109 3. LOS ANGELES 0 104 4. SEATTLE 0 100 5. CALGARY 0 93 6. VANCOUVER 0 83 7. SAN JOSE 0 60 8. ANAHEIM 0 58
	SLABS	**GR, PTS**
4009006 4009106	EASTERN CONFERENCE	EAST STANDINGS GR PTS 1. BOSTON 0 135 2. CAROLINA 0 113 3. NEW JERSEY 0 112 4. TORONTO 0 111 5. NY RANGERS 0 107 6. TAMPA BAY 0 98 7. NY ISLANDERS 0 93 8. FLORIDA 0 92
4009007 4009107	WESTERN CONFERENCE	WEST STANDINGS GR PTS 1. VEGAS 0 111 2. EDMONTON 0 109 3. COLORADO 0 109 4. DALLAS 0 108 5. LOS ANGELES 0 104 6. MINNESOTA 0 103 7. SEATTLE 0 100 8. WINNIPEG 0 95
	SLABS	**PTS**
4009008 4009108	EASTERN CONFERENCE	EAST STANDINGS PTS 1. BOSTON 135 2. CAROLINA 113 3. NEW JERSEY 112 4. TORONTO 111 5. NY RANGERS 107 6. TAMPA BAY 98 7. NY ISLANDERS 93 8. FLORIDA 92 9. PITTSBURGH 91 10. BUFFALO 91

4009009 4009109	WESTERN CONFERENCE	WEST STANDINGS GR PTS 1. VEGAS 0 111 2. EDMONTON 0 109 3. COLORADO 0 109 4. DALLAS 0 108 5. LOS ANGELES 0 104 6. MINNESOTA 0 103 7. SEATTLE 0 100 8. WINNIPEG 0 95
	SLABS	**GR, PTS**
4009016 4009116	EASTERN CONFERENCE	EAST STANDINGS GR PTS 1. BOSTON 0 135 2. TORONTO 0 111 3. TAMPA BAY 0 98 4. CAROLINA 0 113 5. NEW JERSEY 0 112 6. NY RANGERS 0 107 7. NY ISLANDERS 0 93 8. FLORIDA 0 92 9. PITTSBURGH 0 91 10. BUFFALO 0 91
4009017 4009117	WESTERN CONFERENCE	WEST STANDINGS GR PTS 1. COLORADO 0 109 2. DALLAS 0 108 3. MINNESOTA 0 103 4. VEGAS 0 111 5. EDMONTON 0 109 6. LOS ANGELES 0 104 7. SEATTLE 0 100 8. WINNIPEG 0 95 9. CALGARY 0 93 10. NASHVILLE 0 92